

Product Datasheet

MEK2 Antibody (BLR079G) NBP2-78800

Unit Size: 100 ul

Store at 2 - 8 C / 1 year from date of receipt

www.novusbio.com



technical@novusbio.com

Protocols, Publications, Related Products, Reviews, Research Tools and Images at:
www.novusbio.com/NBP2-78800

Updated 9/9/2025 v.20.1

Earn rewards for product
reviews and publications.

Submit a publication at www.novusbio.com/publications

Submit a review at www.novusbio.com/reviews/destination/NBP2-78800



NBP2-78800

MEK2 Antibody (BLR079G)

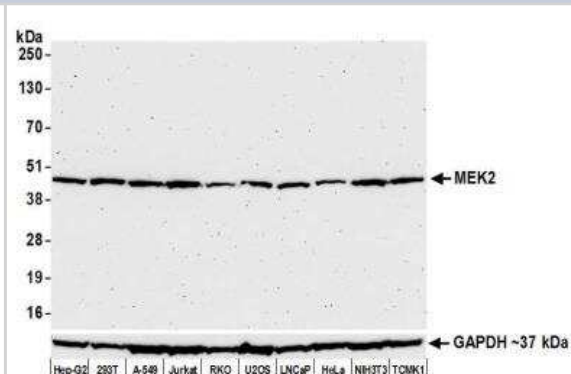
Product Information	
Unit Size	100 ul
Concentration	Please see the vial label for concentration. If unlisted please contact technical services.
Storage	Store at 2 - 8 C / 1 year from date of receipt
Clonality	Monoclonal
Clone	BLR079G
Preservative	0.09% Sodium Azide
Isotype	IgG
Purity	Protein A or G purified from cell culture supernatant
Buffer	Borate Buffered Saline (BBS) pH 8.2 containing 0.1% BSA

Product Description	
Description	Novus Biologicals Rabbit MEK2 Antibody (BLR079G) (NBP2-78800) is a recombinant monoclonal antibody validated for use in Multiplex Immunofluorescence, IHC, WB, ICC/IF and IP. All Novus Biologicals antibodies are covered by our 100% guarantee.
Host	Rabbit
Gene ID	5605
Gene Symbol	MAP2K2
Species	Human, Mouse
Immunogen	Recombinant Monoclonal Antibody; between 1 and 50
Notes	This Product sold under License from Bethyl Laboratories, Inc.

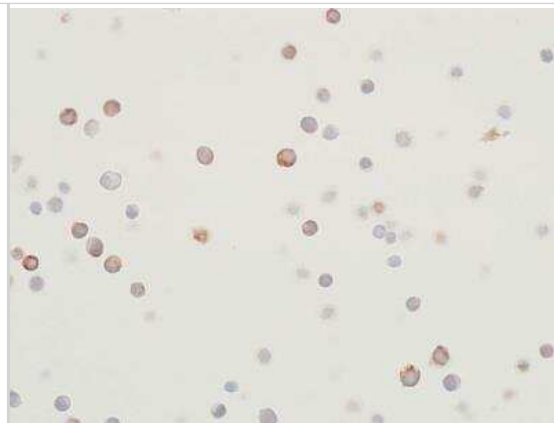
Product Application Details	
Applications	Western Blot, Immunohistochemistry-Paraffin, Immunocytochemistry/Immunofluorescence, Immunohistochemistry, Immunoprecipitation, Multiplex Immunofluorescence
Recommended Dilutions	Western Blot 1:1000, Immunohistochemistry 1:100-1:500, Immunocytochemistry/Immunofluorescence, Immunoprecipitation 20 ul/mg, Immunohistochemistry-Paraffin, Multiplex Immunofluorescence
Application Notes	Epitope retrieval with citrate buffer pH6.0 is recommended for FFPE tissue sections.

Images

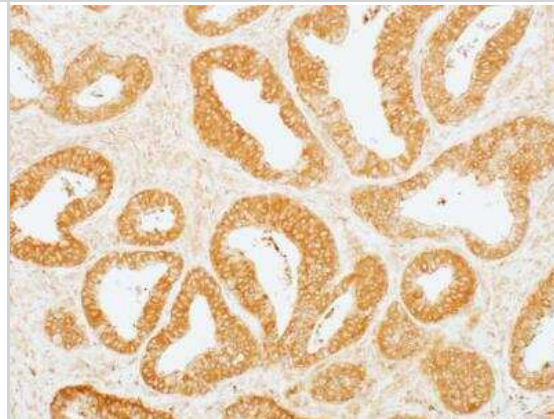
Western Blot: MEK2 Antibody (BLR079G) [NBP2-78800] - Antibody: Rabbit anti-MEK2 recombinant monoclonal [BLR079G] (NBP2-78800) used at 1:1000. Secondary: HRP-conjugated goat anti-rabbit IgG (NB7160). Lower Panel: Rabbit anti-GAPDH (NB300-322).



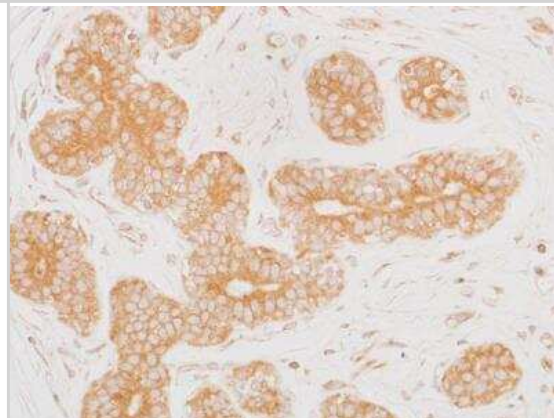
Immunocytochemistry: MEK2 Antibody (BLR079G) [NBP2-78800] - Antibody: Rabbit anti-MEK2 recombinant monoclonal antibody [BLR079G] (NBP2-78800). Secondary: HRP-conjugated goat anti-rabbit IgG (NB100-2332). Substrate: DAB.



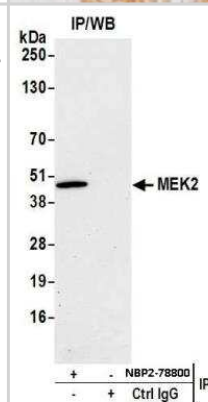
Immunohistochemistry-Paraffin: MEK2 Antibody (BLR079G) [NBP2-78800] - Antibody: Rabbit anti-MEK2 recombinant monoclonal antibody [BLR079G] (NBP2-78800). Secondary: HRP-conjugated goat anti-rabbit IgG (NB100-2332). Substrate: DAB.



Immunohistochemistry-Paraffin: MEK2 Antibody (BLR079G) [NBP2-78800] - Antibody: Rabbit anti-MEK2 recombinant monoclonal antibody [BLR079G] (NBP2-78800). Secondary: HRP-conjugated goat anti-rabbit IgG (NB100-2332). Substrate: DAB.



Immunoprecipitation: MEK2 Antibody (BLR079G) [NBP2-78800] - Antibody: Rabbit anti-MEK2 recombinant monoclonal [BLR079G] (NBP2-78800).





Novus Biologicals USA

10730 E. Briarwood Avenue
Centennial, CO 80112
USA
Phone: 303.730.1950
Toll Free: 1.888.506.6887
Fax: 303.730.1966
nb-customerservice@bio-techne.com

Bio-Techne Canada

21 Canmotor Ave
Toronto, ON M8Z 4E6
Canada
Phone: 905.827.6400
Toll Free: 855.668.8722
Fax: 905.827.6402
canada.inquires@bio-techne.com

Bio-Techne Ltd

19 Barton Lane
Abingdon Science Park
Abingdon, OX14 3NB, United Kingdom
Phone: (44) (0) 1235 529449
Free Phone: 0800 37 34 15
Fax: (44) (0) 1235 533420
info.EMEA@bio-techne.com

General Contact Information

www.novusbio.com
Technical Support: nb-technical@bio-techne.com
Orders: nb-customerservice@bio-techne.com
General: novus@novusbio.com

Products Related to NBP2-78800

NBP2-33376H	Blue Marker Antibody (6F4-F6) [HRP]
HAF008	Goat anti-Rabbit IgG Secondary Antibody [HRP]
NB7160	Goat anti-Rabbit IgG (H+L) Secondary Antibody [HRP]
NBP2-24891	Rabbit IgG Isotype Control

Limitations

This product is for research use only and is not approved for use in humans or in clinical diagnosis. Primary Antibodies are guaranteed for 1 year from date of receipt.

For more information on our 100% guarantee, please visit www.novusbio.com/guarantee

Earn gift cards/discounts by submitting a review: www.novusbio.com/reviews/submit/NBP2-78800

Earn gift cards/discounts by submitting a publication using this product:
www.novusbio.com/publications

