

Product Datasheet

Ctip1 Antibody (BLR073G) - BSA Free NBP2-78710

Unit Size: 100 uL

Store at 2 - 8 C / 1 year from date of receipt

www.novusbio.com



technical@novusbio.com

Protocols, Publications, Related Products, Reviews, Research Tools and Images at:
www.novusbio.com/NBP2-78710

Updated 2/24/2026 v.20.1

Earn rewards for product
reviews and publications.

Submit a publication at www.novusbio.com/publications

Submit a review at www.novusbio.com/reviews/destination/NBP2-78710



NBP2-78710

Ctip1 Antibody (BLR073G) - BSA Free

Product Information	
Unit Size	100 uL
Concentration	Please see the vial label for concentration. If unlisted please contact technical services.
Storage	Store at 2 - 8 C / 1 year from date of receipt
Clonality	Monoclonal
Clone	BLR073G
Preservative	0.09% Sodium Azide
Isotype	IgG
Purity	Protein A or G purified from cell culture supernatant
Buffer	Borate Buffered Saline (BBS) pH 8.2.

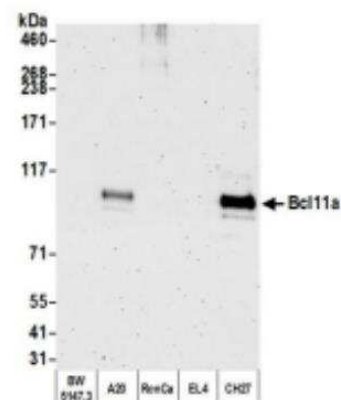
Product Description	
Description	Novus Biologicals Rabbit Ctip1 Antibody (BLR073G) - BSA Free (NBP2-78710) is a recombinant monoclonal antibody validated for use in WB, Flow and IP. All Novus Biologicals antibodies are covered by our 100% guarantee.
Host	Rabbit
Gene ID	53335
Gene Symbol	BCL11A
Species	Human, Mouse
Immunogen	A peptide representing a region between residue 1 and 50.
Notes	This Product sold under License from Bethyl Laboratories, Inc.

Product Application Details	
Applications	Western Blot, Flow Cytometry, Immunoprecipitation
Recommended Dilutions	Western Blot 1:1000, Flow Cytometry, Immunoprecipitation 6 uL/1 mg lysate
Application Notes	Centrifuge tube to remove product from lid. Optimal working dilutions should be determined experimentally by the investigator. Prepare working dilution immediately before use. Flow Cytometry Fixed and permeabilized cells were stained with 0.2 ul per 1 x 10 ⁶ cells.

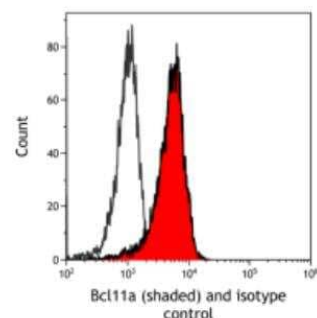


Images

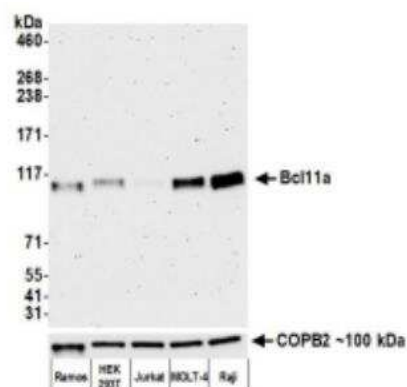
Western Blot: CtIp1 Antibody (BLR073G) [NBP2-78710] - Whole cell lysate (50 ug) from BW5147.3, A20, RenCa, EL4, and CH27 cells prepared using NETN lysis buffer. Antibody: Rabbit anti-Bcl11a recombinant monoclonal antibody [BLR073G] used at 1:1000. Secondary: HRP-conjugated goat anti-rabbit IgG. Chemiluminescence with an exposure time of 3 minutes.



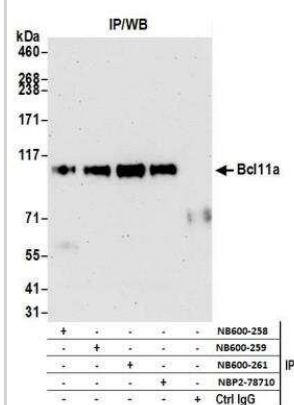
Flow Cytometry: CtIp1 Antibody (BLR073G) [NBP2-78710] - Rabbit anti-Bcl11a recombinant monoclonal [BLR073G] or isotype control (unshaded). Secondary: DyLight® 488-conjugated goat anti-rabbit IgG.



Western Blot: CtIp1 Antibody (BLR073G) [NBP2-78710] - Whole cell lysate (50 ug) from Ramos, HEK293T, Jurkat, MOLT-4, U2OS, and Raji cells prepared using NETN lysis buffer. Antibody: Rabbit anti-Bcl11a recombinant monoclonal antibody [BLR073G] used at 1:1000. Secondary: HRP-conjugated goat anti-rabbit IgG. Chemiluminescence with an exposure time of 3 minutes.



Immunoprecipitation: CtIp1 Antibody (BLR073G) [NBP2-78710] - Detection of human Bcl11a by WB of immunoprecipitates from Ramos lysate using this antibody and rabbit anti-Bcl11a antibodies (NB600-258, NB600-259, NB600-261). NB600-259, NB600-261).





Novus Biologicals USA

10730 E. Briarwood Avenue
Centennial, CO 80112
USA
Phone: 303.730.1950
Toll Free: 1.888.506.6887
Fax: 303.730.1966
nb-customerservice@bio-techne.com

Bio-Techne Canada

21 Canmotor Ave
Toronto, ON M8Z 4E6
Canada
Phone: 905.827.6400
Toll Free: 855.668.8722
Fax: 905.827.6402
canada.inquires@bio-techne.com

Bio-Techne Ltd

19 Barton Lane
Abingdon Science Park
Abingdon, OX14 3NB, United Kingdom
Phone: (44) (0) 1235 529449
Free Phone: 0800 37 34 15
Fax: (44) (0) 1235 533420
info.EMEA@bio-techne.com

General Contact Information

www.novusbio.com
Technical Support: nb-technical@bio-techne.com
Orders: nb-customerservice@bio-techne.com
General: novus@novusbio.com

Products Related to NBP2-78710

NBP2-33376H	Blue Marker Antibody (6F4-F6) [HRP]
HAF008	Goat anti-Rabbit IgG Secondary Antibody [HRP]
NB7160	Goat anti-Rabbit IgG (H+L) Secondary Antibody [HRP]
NBP2-24891	Rabbit IgG Isotype Control

Limitations

This product is for research use only and is not approved for use in humans or in clinical diagnosis. Primary Antibodies are guaranteed for 1 year from date of receipt.

For more information on our 100% guarantee, please visit www.novusbio.com/guarantee

Earn gift cards/discounts by submitting a review: www.novusbio.com/reviews/submit/NBP2-78710

Earn gift cards/discounts by submitting a publication using this product:
www.novusbio.com/publications

