

Product Datasheet

USP7 Antibody (BLR072G)

NBP2-78709

Unit Size: 100 uL

Store at 2 - 8 C / 1 year from date of receipt

www.novusbio.com



technical@novusbio.com

Protocols, Publications, Related Products, Reviews, Research Tools and Images at:
www.novusbio.com/NBP2-78709

Updated 2/24/2026 v.20.1

Earn rewards for product
reviews and publications.

Submit a publication at www.novusbio.com/publications

Submit a review at www.novusbio.com/reviews/destination/NBP2-78709



NBP2-78709

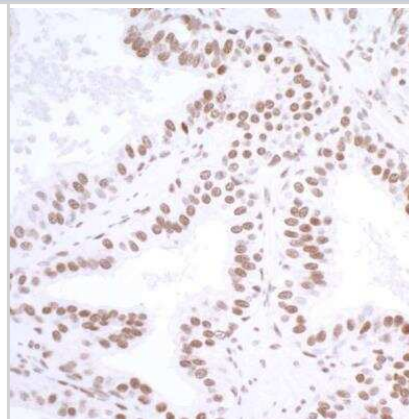
USP7 Antibody (BLR072G)

Product Information	
Unit Size	100 uL
Concentration	Please see the vial label for concentration. If unlisted please contact technical services.
Storage	Store at 2 - 8 C / 1 year from date of receipt
Clonality	Monoclonal
Clone	BLR072G
Preservative	0.09% Sodium Azide
Isotype	IgG
Purity	Protein A or G purified from cell culture supernatant
Buffer	Borate Buffered Saline (BBS) pH 8.2 with 0.1% BSA.
Product Description	
Description	Novus Biologicals Rabbit USP7 Antibody (BLR072G) (NBP2-78709) is a recombinant monoclonal antibody validated for use in IHC, WB, Flow, ICC/IF and IP. All Novus Biologicals antibodies are covered by our 100% guarantee.
Host	Rabbit
Gene ID	7874
Gene Symbol	USP7
Species	Human, Mouse
Immunogen	A peptide representing a region between residue 1 and 50.
Notes	This Product sold under License from Bethyl Laboratories, Inc.
Product Application Details	
Applications	Western Blot, Immunohistochemistry-Paraffin, Flow Cytometry, Immunocytochemistry/ Immunofluorescence, Immunohistochemistry, Immunoprecipitation
Recommended Dilutions	Western Blot 1:1000, Flow Cytometry, Immunohistochemistry 1:100 - 1:500, Immunocytochemistry/ Immunofluorescence 1:100 - 1:500, Immunoprecipitation 20 uL/1 mg lysate, Immunohistochemistry-Paraffin 1:100 - 1:500
Application Notes	Centrifuge tube to remove product from lid. Optimal working dilutions should be determined experimentally by the investigator. Prepare working dilution immediately before use. IHC and ICC/IF: Epitope retrieval with citrate buffer pH6.0 is recommended for FFPE tissue sections.

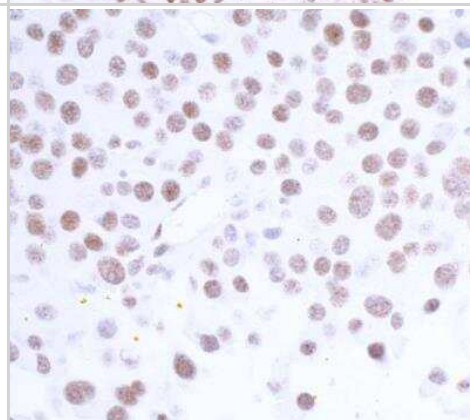


Images

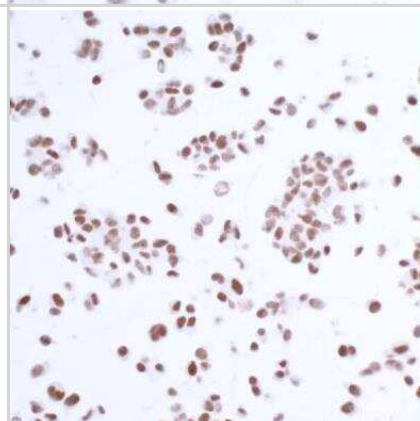
USP7 Antibody (BLR072G) [NBP2-78709] - Detection of human USP7/HAUSP in FFPE prostate carcinoma by IHC using this antibody. Secondary: HRP-conjugated goat anti-rabbit IgG (NB100-2332). Substrate: DAB.



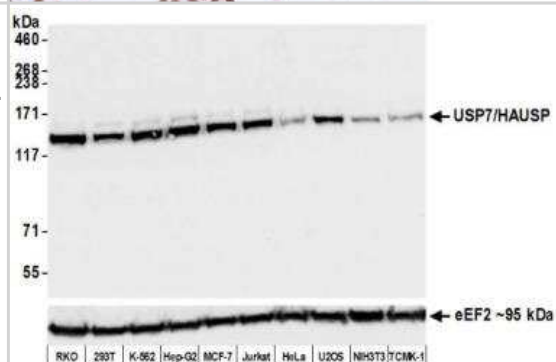
USP7 Antibody (BLR072G) [NBP2-78709] - Detection of mouse USP7/HAUSP in FFPE renal cell carcinoma by IHC using this antibody. Secondary: HRP-conjugated goat anti-rabbit IgG (NB100-2332). Substrate: DAB.



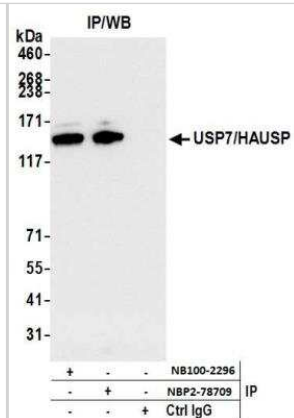
USP7 Antibody (BLR072G) [NBP2-78709] - Detection of human USP7/HAUSP in FFPE OVCAR-4 cells by ICC using this antibody. Secondary: HRP-conjugated goat anti-rabbit IgG (NB100-2332). Substrate: DAB.



USP7 Antibody (BLR072G) [NBP2-78709] - Detection of human and mouse USP7/HAUSP by WB of RKO, HEK293T, K-562, Hep-G2, MCF-7, Jurkat, HeLa, U2OS, NIH 3T3, and TCMK-1 lysate using this antibody. Secondary: HRP-conjugated goat anti-rabbit IgG (NB7160). Lower Panel: Rabbit anti-eEF2 (NB100-87020).



USP7 Antibody (BLR072G) [NBP2-78709] - Detection of human USP7/HAUSP by WB of immunoprecipitates from HEK293T lysate using this antibody and rabbit anti-USP7 (NB100-2296).





Novus Biologicals USA

10730 E. Briarwood Avenue
Centennial, CO 80112
USA
Phone: 303.730.1950
Toll Free: 1.888.506.6887
Fax: 303.730.1966
nb-customerservice@bio-techne.com

Bio-Techne Canada

21 Canmotor Ave
Toronto, ON M8Z 4E6
Canada
Phone: 905.827.6400
Toll Free: 855.668.8722
Fax: 905.827.6402
canada.inquires@bio-techne.com

Bio-Techne Ltd

19 Barton Lane
Abingdon Science Park
Abingdon, OX14 3NB, United Kingdom
Phone: (44) (0) 1235 529449
Free Phone: 0800 37 34 15
Fax: (44) (0) 1235 533420
info.EMEA@bio-techne.com

General Contact Information

www.novusbio.com
Technical Support: nb-technical@bio-techne.com
Orders: nb-customerservice@bio-techne.com
General: novus@novusbio.com

Products Related to NBP2-78709

NBP2-33376H	Blue Marker Antibody (6F4-F6) [HRP]
HAF008	Goat anti-Rabbit IgG Secondary Antibody [HRP]
NB7160	Goat anti-Rabbit IgG (H+L) Secondary Antibody [HRP]
NBP2-24891	Rabbit IgG Isotype Control

Limitations

This product is for research use only and is not approved for use in humans or in clinical diagnosis. Primary Antibodies are guaranteed for 1 year from date of receipt.

For more information on our 100% guarantee, please visit www.novusbio.com/guarantee

Earn gift cards/discounts by submitting a review: www.novusbio.com/reviews/submit/NBP2-78709

Earn gift cards/discounts by submitting a publication using this product:
www.novusbio.com/publications

