

Product Datasheet

TFEB Antibody (BLR070G)

NBP2-77360

Unit Size: 100 ul

Store at 2 - 8 C / 1 year from date of receipt

www.novusbio.com



technical@novusbio.com

Protocols, Publications, Related Products, Reviews, Research Tools and Images at:
www.novusbio.com/NBP2-77360

Updated 2/24/2026 v.20.1

Earn rewards for product
reviews and publications.

Submit a publication at www.novusbio.com/publications

Submit a review at www.novusbio.com/reviews/destination/NBP2-77360



NBP2-77360

TFEB Antibody (BLR070G)

| Product Information | |
|----------------------|---|
| Unit Size | 100 ul |
| Concentration | Please see the vial label for concentration. If unlisted please contact technical services. |
| Storage | Store at 2 - 8 C / 1 year from date of receipt |
| Clonality | Monoclonal |
| Clone | BLR070G |
| Preservative | 0.09% Sodium Azide |
| Isotype | IgG |
| Purity | Affinity purified |
| Buffer | Borate Buffered Saline (BBS) pH 8.2 with 0.1% BSA |

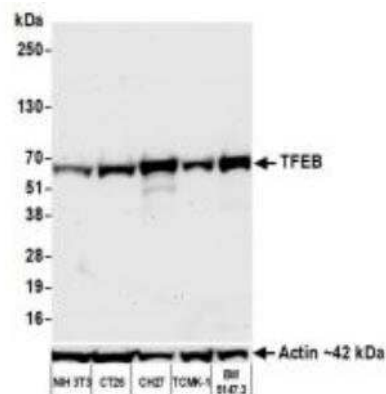
| Product Description | |
|---------------------|--|
| Description | Novus Biologicals Rabbit TFEB Antibody (BLR070G) (NBP2-77360) is a recombinant monoclonal antibody validated for use in WB, Flow and IP. All Novus Biologicals antibodies are covered by our 100% guarantee. |
| Host | Rabbit |
| Gene ID | 7942 |
| Gene Symbol | TFEB |
| Species | Human, Mouse |
| Immunogen | Immunogen was a peptide representing a region between residue 426 and the C-terminus (residue 476) of human Transcription factor EB using the numbering given in entry NP_009093.1 (Gene ID 7942). |
| Notes | This Product sold under License from Bethyl Laboratories, Inc. |

| Product Application Details | |
|------------------------------|---|
| Applications | Western Blot, Flow Cytometry, Immunoprecipitation |
| Recommended Dilutions | Western Blot 1:1000, Flow Cytometry, Immunoprecipitation 20 ul/mg lysate |
| Application Notes | Centrifuge tube to remove product from lid. Optimal working dilutions should be determined experimentally by the investigator. Prepare working dilution immediately before use. |

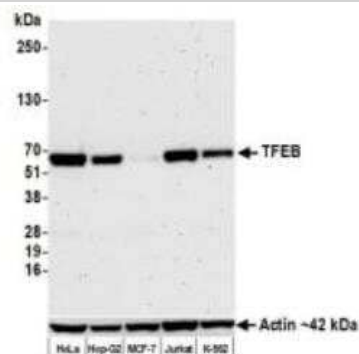


Images

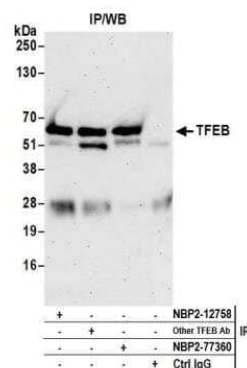
Western Blot: TFEB Antibody (BLR070G) [NBP2-77360] - Whole cell lysate (50 ug) from NIH 3T3, CT26, CH27, TCMK-1, and BW5147.3 cells prepared using NETN lysis buffer. Antibody: Rabbit anti-TFEB recombinant monoclonal antibody [BLR070G] used at 1:1000. Secondary: HRP-conjugated goat anti-rabbit IgG . Chemiluminescence with an exposure time of 30 seconds. Lower Panel: Rabbit anti-Actin recombinant monoclonal antibody [BLR057F].



Western Blot: TFEB Antibody (BLR070G) [NBP2-77360] - Whole cell lysate (50 ug) from HeLa, Hep-G2, MCF-7, Jurkat, and K-562 cells prepared using NETN lysis buffer. Antibody: Rabbit anti-TFEB recombinant monoclonal antibody [BLR070G] used at 1:1000. Secondary: HRP-conjugated goat anti-rabbit IgG. Chemiluminescence with an exposure time of 3 minutes. Lower Panel: Rabbit anti-Actin recombinant monoclonal antibody [BLR057F].



TFEB Antibody (BLR070G) [NBP2-77360] - Detection of human TFEB by WB of immunoprecipitates from HeLa lysate. Antibodies: Rabbit anti-TFEB recombinant monoclonal [BLR070G] (NBP2-77360) and rabbit anti-TFEB antibodies (NBP2-12758, other rabbit anti-TFEB antibody).





Novus Biologicals USA

10730 E. Briarwood Avenue
Centennial, CO 80112
USA
Phone: 303.730.1950
Toll Free: 1.888.506.6887
Fax: 303.730.1966
nb-customerservice@bio-techne.com

Bio-Techne Canada

21 Canmotor Ave
Toronto, ON M8Z 4E6
Canada
Phone: 905.827.6400
Toll Free: 855.668.8722
Fax: 905.827.6402
canada.inquires@bio-techne.com

Bio-Techne Ltd

19 Barton Lane
Abingdon Science Park
Abingdon, OX14 3NB, United Kingdom
Phone: (44) (0) 1235 529449
Free Phone: 0800 37 34 15
Fax: (44) (0) 1235 533420
info.EMEA@bio-techne.com

General Contact Information

www.novusbio.com
Technical Support: nb-technical@bio-techne.com
Orders: nb-customerservice@bio-techne.com
General: novus@novusbio.com

Products Related to NBP2-77360

| | |
|-------------|---|
| NBP2-33376H | Blue Marker Antibody (6F4-F6) [HRP] |
| HAF008 | Goat anti-Rabbit IgG Secondary Antibody [HRP] |
| NB7160 | Goat anti-Rabbit IgG (H+L) Secondary Antibody [HRP] |
| NBP2-24891 | Rabbit IgG Isotype Control |

Limitations

This product is for research use only and is not approved for use in humans or in clinical diagnosis. Primary Antibodies are guaranteed for 1 year from date of receipt.

For more information on our 100% guarantee, please visit www.novusbio.com/guarantee

Earn gift cards/discounts by submitting a review: www.novusbio.com/reviews/submit/NBP2-77360

Earn gift cards/discounts by submitting a publication using this product:
www.novusbio.com/publications

