

Product Datasheet

BRD3 Antibody (BLR069G)

NBP2-77359

Unit Size: 100 ul

Store at 2 - 8 C / 1 year from date of receipt

www.novusbio.com



technical@novusbio.com

Protocols, Publications, Related Products, Reviews, Research Tools and Images at:
www.novusbio.com/NBP2-77359

Updated 2/24/2026 v.20.1

Earn rewards for product
reviews and publications.

Submit a publication at www.novusbio.com/publications

Submit a review at www.novusbio.com/reviews/destination/NBP2-77359



NBP2-77359

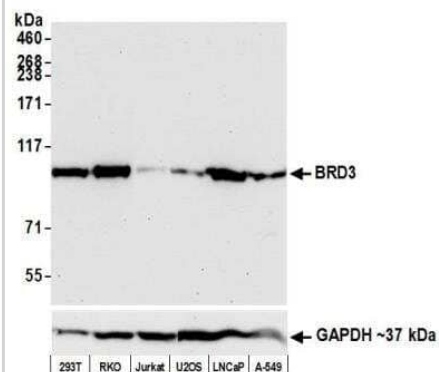
BRD3 Antibody (BLR069G)

Product Information	
Unit Size	100 ul
Concentration	Please see the vial label for concentration. If unlisted please contact technical services.
Storage	Store at 2 - 8 C / 1 year from date of receipt
Clonality	Monoclonal
Clone	BLR069G
Preservative	0.09% Sodium Azide
Isotype	IgG
Purity	Affinity purified
Buffer	Borate Buffered Saline (BBS) pH 8.2 with 0.1% BSA
Product Description	
Description	Novus Biologicals Rabbit BRD3 Antibody (BLR069G) (NBP2-77359) is a recombinant monoclonal antibody validated for use in IHC, WB, ICC/IF and IP. All Novus Biologicals antibodies are covered by our 100% guarantee.
Host	Rabbit
Gene ID	8019
Gene Symbol	BRD3
Species	Human
Immunogen	Immunogen was a peptide representing a region between residue 676 and 726 of human Bromodomain-containing protein 3 using the numbering given in entry NP_031397.1 (Gene ID 8019).
Notes	This Product sold under License from Bethyl Laboratories, Inc.
Product Application Details	
Applications	Western Blot, Immunohistochemistry-Paraffin, Immunocytochemistry/Immunofluorescence, Immunohistochemistry, Immunoprecipitation
Recommended Dilutions	Western Blot 1:1000, Immunohistochemistry 1:100-1:500, Immunocytochemistry/Immunofluorescence 1:100 - 1:500, Immunoprecipitation 20 ul/mg lysate, Immunohistochemistry-Paraffin 1:100-1:500
Application Notes	Epitope retrieval with citrate buffer pH6.0 is recommended for FFPE cell sections.

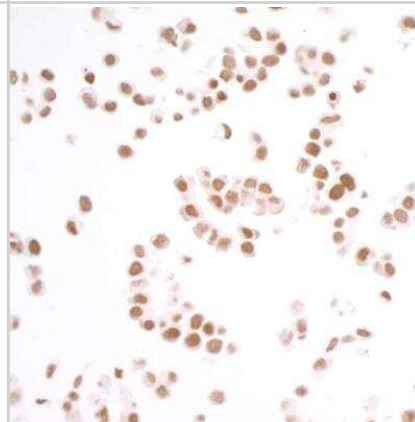


Images

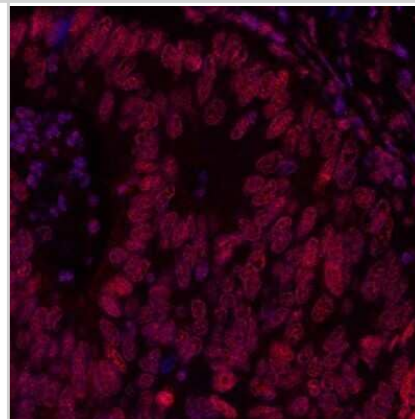
Western Blot: BRD3 Antibody (BLR069G) [NBP2-77359] - Antibody: Rabbit anti-BRD3 recombinant monoclonal [BLR069G] (NBP2-77359). Secondary: HRP-conjugated goat anti-rabbit IgG. Lower Panel: Rabbit anti-GAPDH.



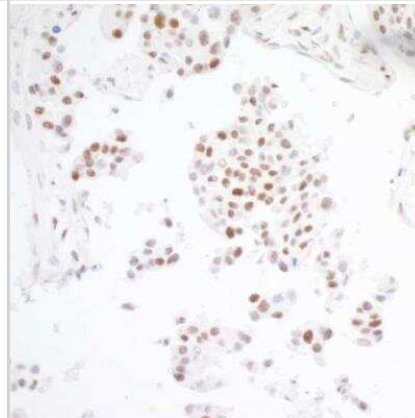
Immunocytochemistry: BRD3 Antibody (BLR069G) [NBP2-77359] - Antibody: Rabbit anti-BRD3 recombinant monoclonal [BLR069G] (NBP2-77359). Secondary: HRP-conjugated goat anti-rabbit IgG. Substrate: DAB.



Immunohistochemistry: BRD3 Antibody (BLR069G) [NBP2-77359] - Detection of human BRD3 FFPE colon carcinoma by IHC. Antibody: Rabbit anti-BRD3 recombinant monoclonal [BLR069G] NBP2-77359. Secondary: DyLight® 594-conjugated goat anti-rabbit IgG. Counterstain: DAPI (blue).



Immunohistochemistry: BRD3 Antibody (BLR069G) [NBP2-77359] - Antibody: Rabbit anti-BRD3 recombinant monoclonal [BLR069G] (NBP2-77359). Secondary: HRP-conjugated goat anti-rabbit IgG. Substrate: DAB.





Novus Biologicals USA

10730 E. Briarwood Avenue
Centennial, CO 80112
USA
Phone: 303.730.1950
Toll Free: 1.888.506.6887
Fax: 303.730.1966
nb-customerservice@bio-techne.com

Bio-Techne Canada

21 Canmotor Ave
Toronto, ON M8Z 4E6
Canada
Phone: 905.827.6400
Toll Free: 855.668.8722
Fax: 905.827.6402
canada.inquires@bio-techne.com

Bio-Techne Ltd

19 Barton Lane
Abingdon Science Park
Abingdon, OX14 3NB, United Kingdom
Phone: (44) (0) 1235 529449
Free Phone: 0800 37 34 15
Fax: (44) (0) 1235 533420
info.EMEA@bio-techne.com

General Contact Information

www.novusbio.com
Technical Support: nb-technical@bio-techne.com
Orders: nb-customerservice@bio-techne.com
General: novus@novusbio.com

Products Related to NBP2-77359

NBP2-33376H	Blue Marker Antibody (6F4-F6) [HRP]
HAF008	Goat anti-Rabbit IgG Secondary Antibody [HRP]
NB7160	Goat anti-Rabbit IgG (H+L) Secondary Antibody [HRP]
NBP2-24891	Rabbit IgG Isotype Control

Limitations

This product is for research use only and is not approved for use in humans or in clinical diagnosis. Primary Antibodies are guaranteed for 1 year from date of receipt.

For more information on our 100% guarantee, please visit www.novusbio.com/guarantee

Earn gift cards/discounts by submitting a review: www.novusbio.com/reviews/submit/NBP2-77359

Earn gift cards/discounts by submitting a publication using this product:
www.novusbio.com/publications

