

Product Datasheet

CHD4 Antibody (BLR066G)

NBP2-77358

Unit Size: 100 ul

Store at 2 - 8 C / 1 year from date of receipt

www.novusbio.com



technical@novusbio.com

Protocols, Publications, Related Products, Reviews, Research Tools and Images at:
www.novusbio.com/NBP2-77358

Updated 2/24/2026 v.20.1

Earn rewards for product
reviews and publications.

Submit a publication at www.novusbio.com/publications

Submit a review at www.novusbio.com/reviews/destination/NBP2-77358



NBP2-77358

CHD4 Antibody (BLR066G)

Product Information	
Unit Size	100 ul
Concentration	Please see the vial label for concentration. If unlisted please contact technical services.
Storage	Store at 2 - 8 C / 1 year from date of receipt
Clonality	Monoclonal
Clone	BLR066G
Preservative	0.09% Sodium Azide
Isotype	IgG
Purity	Affinity purified
Buffer	Borate Buffered Saline (BBS) pH 8.2 with 0.1% BSA

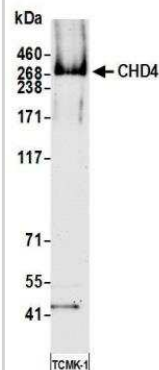
Product Description	
Description	Novus Biologicals Rabbit CHD4 Antibody (BLR066G) (NBP2-77358) is a recombinant monoclonal antibody validated for use in WB and IP. All Novus Biologicals antibodies are covered by our 100% guarantee.
Host	Rabbit
Gene ID	1108
Gene Symbol	CHD4
Species	Human, Mouse
Immunogen	Immunogen was a peptide representing a region between residue 25 and 75 of human Chromodomain-helicase-DNA-binding protein 4 using the numbering given in entry NP_001264.2 (Gene ID 1108).
Notes	This Product sold under License from Bethyl Laboratories, Inc.

Product Application Details	
Applications	Western Blot, Immunoprecipitation
Recommended Dilutions	Western Blot 1:1000, Immunoprecipitation 20 ul/mg lysate

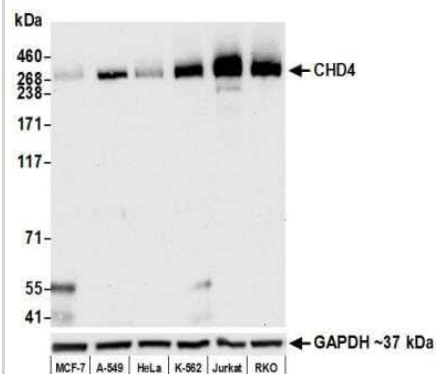


Images

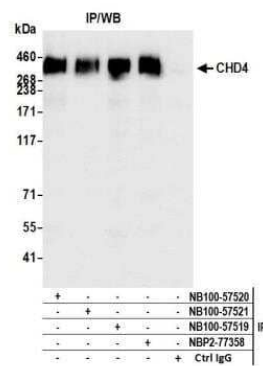
Western Blot: CHD4 Antibody (BLR066G) [NBP2-77358] - Antibody: Rabbit anti-CHD4 recombinant monoclonal [BLR066G] (NBP2-77358). Secondary: HRP-conjugated goat anti-rabbit IgG.



Western Blot: CHD4 Antibody (BLR066G) [NBP2-77358] - Antibody: Rabbit anti-CHD4 recombinant monoclonal [BLR066G] (NBP2-77358). Secondary: HRP-conjugated goat anti-rabbit IgG. Lower Panel: Rabbit anti-GAPDH.



Immunoprecipitation: CHD4 Antibody (BLR066G) [NBP2-77358] - Detection of human CHD4 by WB of immunoprecipitates from HEK293T lysate. Antibodies: Rabbit anti-CHD4 recombinant monoclonal antibody [BLR066G] (NBP2-77358) and rabbit anti-CHD4 antibodies (NB100-57519, NB100-57520, NB100-57521).





Novus Biologicals USA

10730 E. Briarwood Avenue
Centennial, CO 80112
USA
Phone: 303.730.1950
Toll Free: 1.888.506.6887
Fax: 303.730.1966
nb-customerservice@bio-techne.com

Bio-Techne Canada

21 Canmotor Ave
Toronto, ON M8Z 4E6
Canada
Phone: 905.827.6400
Toll Free: 855.668.8722
Fax: 905.827.6402
canada.inquires@bio-techne.com

Bio-Techne Ltd

19 Barton Lane
Abingdon Science Park
Abingdon, OX14 3NB, United Kingdom
Phone: (44) (0) 1235 529449
Free Phone: 0800 37 34 15
Fax: (44) (0) 1235 533420
info.EMEA@bio-techne.com

General Contact Information

www.novusbio.com
Technical Support: nb-technical@bio-techne.com
Orders: nb-customerservice@bio-techne.com
General: novus@novusbio.com

Products Related to NBP2-77358

NBP2-33376H	Blue Marker Antibody (6F4-F6) [HRP]
HAF008	Goat anti-Rabbit IgG Secondary Antibody [HRP]
NB7160	Goat anti-Rabbit IgG (H+L) Secondary Antibody [HRP]
NBP2-24891	Rabbit IgG Isotype Control

Limitations

This product is for research use only and is not approved for use in humans or in clinical diagnosis. Primary Antibodies are guaranteed for 1 year from date of receipt.

For more information on our 100% guarantee, please visit www.novusbio.com/guarantee

Earn gift cards/discounts by submitting a review: www.novusbio.com/reviews/submit/NBP2-77358

Earn gift cards/discounts by submitting a publication using this product:
www.novusbio.com/publications

