

Product Datasheet

Integrin alpha 6/CD49f Antibody (CL6957) - BSA Free NBP2-76523

Unit Size: 100 ul

Store at 4C short term. Aliquot and store at -20C long term. Avoid freeze-thaw cycles.

www.novusbio.com



technical@novusbio.com

Protocols, Publications, Related Products, Reviews, Research Tools and Images at:
www.novusbio.com/NBP2-76523

Updated 12/2/2025 v.20.1

Earn rewards for product
reviews and publications.

Submit a publication at www.novusbio.com/publications

Submit a review at www.novusbio.com/reviews/destination/NBP2-76523



NBP2-76523

Integrin alpha 6/CD49f Antibody (CL6957) - BSA Free

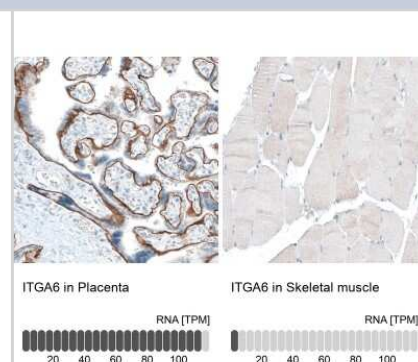
Product Information	
Unit Size	100 ul
Concentration	Concentrations vary lot to lot. See vial label for concentration. If unlisted please contact technical services.
Storage	Store at 4C short term. Aliquot and store at -20C long term. Avoid freeze-thaw cycles.
Clonality	Monoclonal
Clone	CL6957
Preservative	0.02% Sodium Azide
Isotype	IgG1
Purity	Protein A purified
Buffer	PBS (pH 7.2) and 40% Glycerol

Product Description	
Description	Novus Biologicals Mouse Integrin alpha 6/CD49f Antibody (CL6957) - BSA Free (NBP2-76523) is a monoclonal antibody validated for use in IHC. All Novus Biologicals antibodies are covered by our 100% guarantee.
Host	Mouse
Gene ID	3655
Gene Symbol	ITGA6
Species	Human
Reactivity Notes	Immunogen displays the following percentage of sequence identity for non-tested species: Mouse (88)% and Rat (86)%
Immunogen	This antibody was developed using a recombinant protein derived from P23229, with the exact immunogen sequence remaining proprietary.

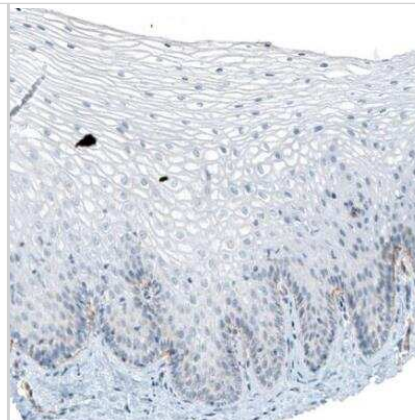
Product Application Details	
Applications	Immunohistochemistry-Paraffin, Immunohistochemistry
Recommended Dilutions	Immunohistochemistry 1:500 - 1:1000, Immunohistochemistry-Paraffin 1:500 - 1:1000
Application Notes	For IHC-Paraffin, HIER pH 6 retrieval is recommended.

Images

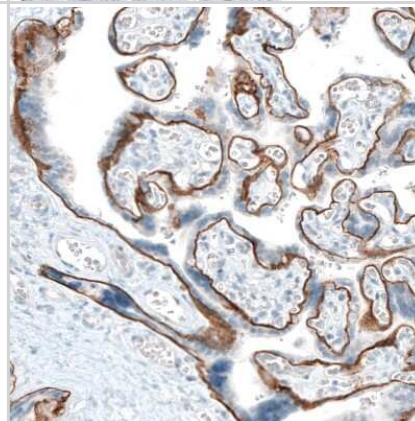
Immunohistochemistry-Paraffin: Integrin alpha 6/CD49f Antibody (CL6957) [NBP2-76523] - Analysis in human placenta and skeletal muscle tissues. Corresponding ITGA6 RNA-seq data are presented for the same tissues.



Immunohistochemistry-Paraffin: Integrin alpha 6/CD49f Antibody (CL6957) [NBP2-76523] - Staining of human uterine cervix shows weak to moderate basement membrane positivity in squamous epithelium.



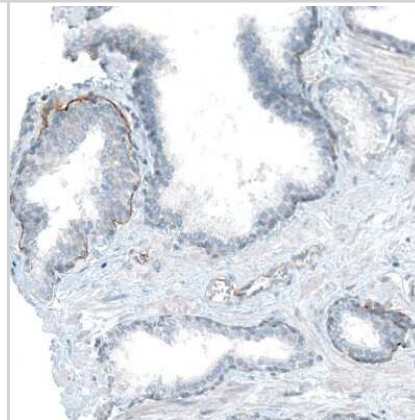
Immunohistochemistry-Paraffin: Integrin alpha 6/CD49f Antibody (CL6957) [NBP2-76523] - Staining of human placenta shows strong basement membrane positivity in trophoblastic cells.



Immunohistochemistry-Paraffin: Integrin alpha 6/CD49f Antibody (CL6957) [NBP2-76523] - Staining of human skeletal muscle shows no membranous positivity in striated muscle fibers as expected.



Immunohistochemistry-Paraffin: Integrin alpha 6/CD49f Antibody (CL6957) [NBP2-76523] - Staining of human prostate shows weak to moderate basement membrane positivity in glandular cells.





Novus Biologicals USA

10730 E. Briarwood Avenue
Centennial, CO 80112
USA
Phone: 303.730.1950
Toll Free: 1.888.506.6887
Fax: 303.730.1966
nb-customerservice@bio-techne.com

Bio-Techne Canada

21 Canmotor Ave
Toronto, ON M8Z 4E6
Canada
Phone: 905.827.6400
Toll Free: 855.668.8722
Fax: 905.827.6402
canada.inquires@bio-techne.com

Bio-Techne Ltd

19 Barton Lane
Abingdon Science Park
Abingdon, OX14 3NB, United Kingdom
Phone: (44) (0) 1235 529449
Free Phone: 0800 37 34 15
Fax: (44) (0) 1235 533420
info.EMEA@bio-techne.com

General Contact Information

www.novusbio.com
Technical Support: nb-technical@bio-techne.com
Orders: nb-customerservice@bio-techne.com
General: novus@novusbio.com

Products Related to NBP2-76523

HAF007	Goat anti-Mouse IgG Secondary Antibody [HRP]
NB7539	Goat anti-Mouse IgG (H+L) Secondary Antibody [HRP]
NBP1-97005-0.5mg	Mouse IgG1 Isotype Control (MG1)
H00003655-Q01-10ug	Recombinant Human Integrin alpha 6/CD49f GST (N-Term) Protein

Limitations

This product is for research use only and is not approved for use in humans or in clinical diagnosis. Primary Antibodies are guaranteed for 1 year from date of receipt.

For more information on our 100% guarantee, please visit www.novusbio.com/guarantee

Earn gift cards/discounts by submitting a review: www.novusbio.com/reviews/submit/NBP2-76523

Earn gift cards/discounts by submitting a publication using this product:
www.novusbio.com/publications

