

# Product Datasheet

## Integrin alpha 5/CD49e Antibody (CL6951) - BSA Free NBP2-76520

Unit Size: 100 ul

Store at 4C short term. Aliquot and store at -20C long term. Avoid freeze-thaw cycles.

[www.novusbio.com](http://www.novusbio.com)



[technical@novusbio.com](mailto:technical@novusbio.com)

Protocols, Publications, Related Products, Reviews, Research Tools and Images at:  
[www.novusbio.com/NBP2-76520](http://www.novusbio.com/NBP2-76520)

Updated 12/2/2025 v.20.1

Earn rewards for product  
reviews and publications.

Submit a publication at [www.novusbio.com/publications](http://www.novusbio.com/publications)

Submit a review at [www.novusbio.com/reviews/destination/NBP2-76520](http://www.novusbio.com/reviews/destination/NBP2-76520)



**NBP2-76520**

Integrin alpha 5/CD49e Antibody (CL6951) - BSA Free

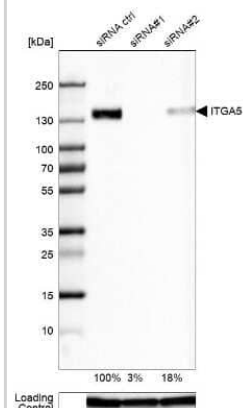
Product Information	
<b>Unit Size</b>	100 ul
<b>Concentration</b>	Concentrations vary lot to lot. See vial label for concentration. If unlisted please contact technical services.
<b>Storage</b>	Store at 4C short term. Aliquot and store at -20C long term. Avoid freeze-thaw cycles.
<b>Clonality</b>	Monoclonal
<b>Clone</b>	CL6951
<b>Preservative</b>	0.02% Sodium Azide
<b>Isotype</b>	IgG2b
<b>Purity</b>	Protein A purified
<b>Buffer</b>	PBS (pH 7.2) and 40% Glycerol

Product Description	
<b>Description</b>	Novus Biologicals Mouse Integrin alpha 5/CD49e Antibody (CL6951) - BSA Free (NBP2-76520) is a monoclonal antibody validated for use in IHC and WB. All Novus Biologicals antibodies are covered by our 100% guarantee.
<b>Host</b>	Mouse
<b>Gene ID</b>	3678
<b>Gene Symbol</b>	ITGA5
<b>Species</b>	Human
<b>Reactivity Notes</b>	Immunogen displays the following percentage of sequence identity for non-tested species: Mouse (85)% and Rat (82)%
<b>Immunogen</b>	This antibody was developed using a recombinant protein derived from P08648, with the exact immunogen sequence remaining proprietary.

Product Application Details	
<b>Applications</b>	Western Blot, Immunohistochemistry-Paraffin, Immunohistochemistry, Knockdown Validated
<b>Recommended Dilutions</b>	Western Blot 1 ug/ml, Immunohistochemistry 1:10000 - 1:20000, Immunohistochemistry-Paraffin 1:10000 - 1:20000, Knockdown Validated
<b>Application Notes</b>	For IHC-Paraffin, HIER pH 6 retrieval is recommended.

**Images**

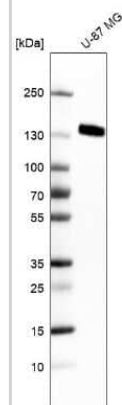
Western Blot: Integrin alpha 5/CD49e Antibody (CL6951) [NBP2-76520] - Analysis in U-87MG ATCC cells transfected with control siRNA, target specific siRNA probe #1 and #2, using Anti-ITGA5 antibody. Remaining relative intensity is presented. Loading control: Anti-GAPDH.



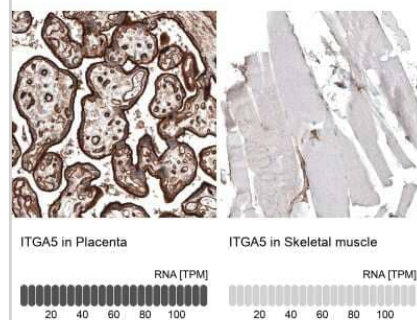
Immunohistochemistry-Paraffin: Integrin alpha 5/CD49e Antibody (CL6951) [NBP2-76520] - Staining of human skeletal muscle shows no positivity in striated muscle fibers as expected.



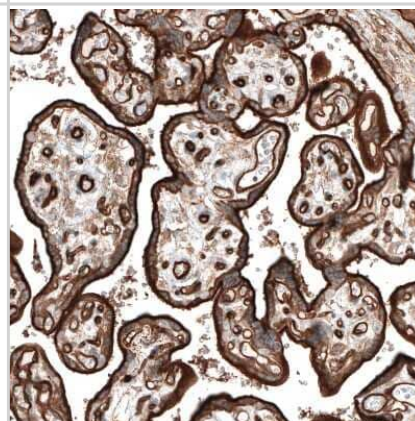
Western Blot: Integrin alpha 5/CD49e Antibody (CL6951) [NBP2-76520] - Analysis in human cell line U-87 MG.



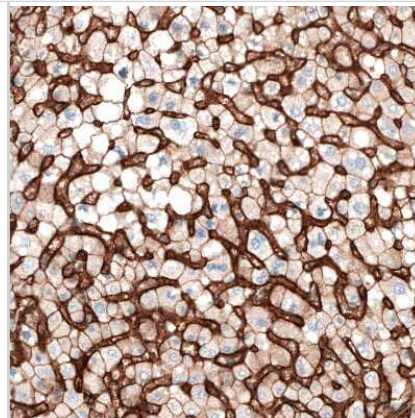
Immunohistochemistry-Paraffin: Integrin alpha 5/CD49e Antibody (CL6951) [NBP2-76520] - Analysis in human placenta and skeletal muscle tissues. Corresponding ITGA5 RNA-seq data are presented for the same tissues.



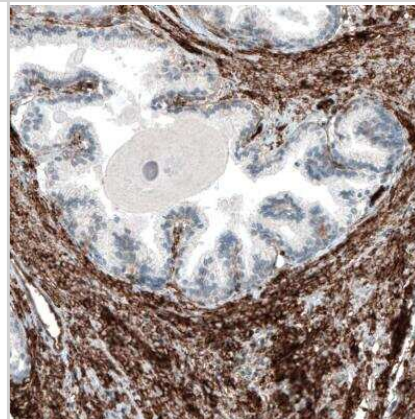
Immunohistochemistry-Paraffin: Integrin alpha 5/CD49e Antibody (CL6951) [NBP2-76520] - Staining of human placenta shows strong positivity in apical membranes of trophoblastic cells.



Immunohistochemistry-Paraffin: Integrin alpha 5/CD49e Antibody (CL6951) [NBP2-76520] - Staining of human liver shows strong positivity in liver sinusoids.



Immunohistochemistry-Paraffin: Integrin alpha 5/CD49e Antibody (CL6951) [NBP2-76520] - Staining of human prostate shows strong membranous positivity in smooth muscle cells.





### **Novus Biologicals USA**

10730 E. Briarwood Avenue  
Centennial, CO 80112  
USA  
Phone: 303.730.1950  
Toll Free: 1.888.506.6887  
Fax: 303.730.1966  
nb-customerservice@bio-techne.com

### **Bio-Techne Canada**

21 Canmotor Ave  
Toronto, ON M8Z 4E6  
Canada  
Phone: 905.827.6400  
Toll Free: 855.668.8722  
Fax: 905.827.6402  
canada.inquires@bio-techne.com

### **Bio-Techne Ltd**

19 Barton Lane  
Abingdon Science Park  
Abingdon, OX14 3NB, United Kingdom  
Phone: (44) (0) 1235 529449  
Free Phone: 0800 37 34 15  
Fax: (44) (0) 1235 533420  
info.EMEA@bio-techne.com

### **General Contact Information**

www.novusbio.com  
Technical Support: nb-technical@bio-techne.com  
Orders: nb-customerservice@bio-techne.com  
General: novus@novusbio.com

### **Products Related to NBP2-76520**

---

NBP2-33376H	Blue Marker Antibody (6F4-F6) [HRP]
HAF007	Goat anti-Mouse IgG Secondary Antibody [HRP]
NB7539	Goat anti-Mouse IgG (H+L) Secondary Antibody [HRP]
NBP2-27231	Mouse IgG2b Isotype Control (MPC-11)

---

### **Limitations**

This product is for research use only and is not approved for use in humans or in clinical diagnosis. Primary Antibodies are guaranteed for 1 year from date of receipt.

For more information on our 100% guarantee, please visit [www.novusbio.com/guarantee](http://www.novusbio.com/guarantee)

Earn gift cards/discounts by submitting a review: [www.novusbio.com/reviews/submit/NBP2-76520](http://www.novusbio.com/reviews/submit/NBP2-76520)

Earn gift cards/discounts by submitting a publication using this product:  
[www.novusbio.com/publications](http://www.novusbio.com/publications)

