

Product Datasheet

Integrin alpha 5/CD49e Antibody (CL6945) - BSA Free NBP2-76519

Unit Size: 100 ul

Store at 4C short term. Aliquot and store at -20C long term. Avoid freeze-thaw cycles.

www.novusbio.com



technical@novusbio.com

Protocols, Publications, Related Products, Reviews, Research Tools and Images at:
www.novusbio.com/NBP2-76519

Updated 12/2/2025 v.20.1

Earn rewards for product
reviews and publications.

Submit a publication at www.novusbio.com/publications

Submit a review at www.novusbio.com/reviews/destination/NBP2-76519



NBP2-76519

Integrin alpha 5/CD49e Antibody (CL6945) - BSA Free

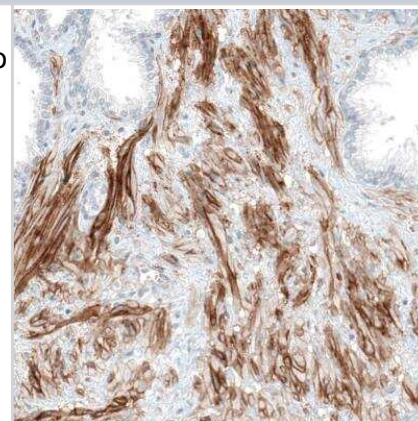
Product Information	
Unit Size	100 ul
Concentration	Concentrations vary lot to lot. See vial label for concentration. If unlisted please contact technical services.
Storage	Store at 4C short term. Aliquot and store at -20C long term. Avoid freeze-thaw cycles.
Clonality	Monoclonal
Clone	CL6945
Preservative	0.02% Sodium Azide
Isotype	IgG1
Purity	Protein A purified
Buffer	PBS (pH 7.2) and 40% Glycerol

Product Description	
Description	Novus Biologicals Mouse Integrin alpha 5/CD49e Antibody (CL6945) - BSA Free (NBP2-76519) is a monoclonal antibody validated for use in IHC. All Novus Biologicals antibodies are covered by our 100% guarantee.
Host	Mouse
Gene ID	3678
Gene Symbol	ITGA5
Species	Human
Reactivity Notes	Immunogen displays the following percentage of sequence identity for non-tested species: Mouse (85)% and Rat (82)%
Immunogen	This antibody was developed using a recombinant protein derived from P08648, with the exact immunogen sequence remaining proprietary.

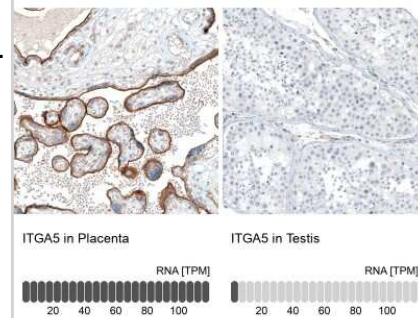
Product Application Details	
Applications	Immunohistochemistry-Paraffin, Immunohistochemistry
Recommended Dilutions	Immunohistochemistry 1:500 - 1:1000, Immunohistochemistry-Paraffin 1:500 - 1:1000
Application Notes	For IHC-Paraffin, HIER pH 6 retrieval is recommended.

Images

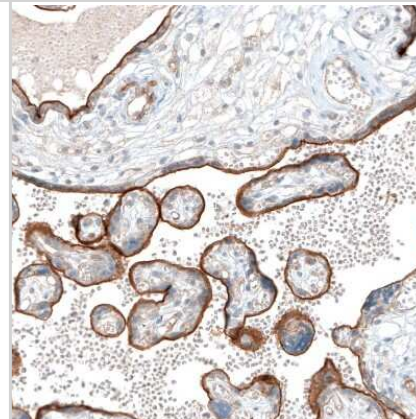
Immunohistochemistry-Paraffin: Integrin alpha 5/CD49e Antibody (CL6945) [NBP2-76519] - Staining of human prostate shows moderate to strong membranous positivity in smooth muscle cells.



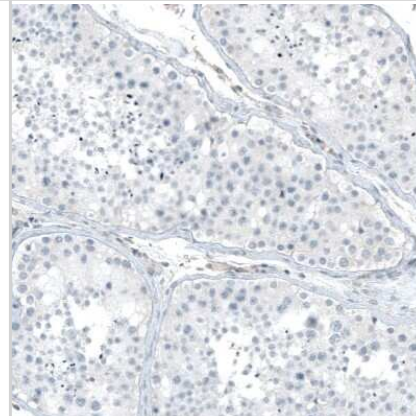
Immunohistochemistry-Paraffin: Integrin alpha 5/CD49e Antibody (CL6945) [NBP2-76519] - Analysis in human placenta and testis tissues. Corresponding ITGA5 RNA-seq data are presented for the same tissues.



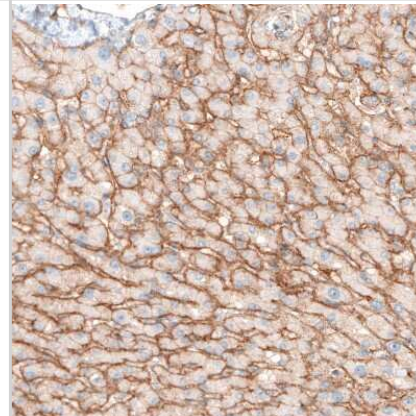
Immunohistochemistry-Paraffin: Integrin alpha 5/CD49e Antibody (CL6945) [NBP2-76519] - Staining of human placenta shows strong apical membrane positivity in trophoblastic cells.



Immunohistochemistry-Paraffin: Integrin alpha 5/CD49e Antibody (CL6945) [NBP2-76519] - Staining of human testis shows no positivity in cells in seminiferous ducts as expected.



Immunohistochemistry-Paraffin: Integrin alpha 5/CD49e Antibody (CL6945) [NBP2-76519] - Staining of human liver shows moderate positivity in liver sinusoids.





Novus Biologicals USA

10730 E. Briarwood Avenue
Centennial, CO 80112
USA
Phone: 303.730.1950
Toll Free: 1.888.506.6887
Fax: 303.730.1966
nb-customerservice@bio-techne.com

Bio-Techne Canada

21 Canmotor Ave
Toronto, ON M8Z 4E6
Canada
Phone: 905.827.6400
Toll Free: 855.668.8722
Fax: 905.827.6402
canada.inquires@bio-techne.com

Bio-Techne Ltd

19 Barton Lane
Abingdon Science Park
Abingdon, OX14 3NB, United Kingdom
Phone: (44) (0) 1235 529449
Free Phone: 0800 37 34 15
Fax: (44) (0) 1235 533420
info.EMEA@bio-techne.com

General Contact Information

www.novusbio.com
Technical Support: nb-technical@bio-techne.com
Orders: nb-customerservice@bio-techne.com
General: novus@novusbio.com

Products Related to NBP2-76519

HAF007	Goat anti-Mouse IgG Secondary Antibody [HRP]
NB7539	Goat anti-Mouse IgG (H+L) Secondary Antibody [HRP]
NBP1-97005-0.5mg	Mouse IgG1 Isotype Control (MG1)
NBP1-84576PEP	Integrin alpha 5/CD49e Recombinant Protein Antigen

Limitations

This product is for research use only and is not approved for use in humans or in clinical diagnosis. Primary Antibodies are guaranteed for 1 year from date of receipt.

For more information on our 100% guarantee, please visit www.novusbio.com/guarantee

Earn gift cards/discounts by submitting a review: www.novusbio.com/reviews/submit/NBP2-76519

Earn gift cards/discounts by submitting a publication using this product:
www.novusbio.com/publications

