

# Product Datasheet

## **BCL11B Antibody (CL6426) - BSA Free NBP2-76493**

Unit Size: 100 ul

Store at 4C short term. Aliquot and store at -20C long term. Avoid freeze-thaw cycles.

[www.novusbio.com](http://www.novusbio.com)



[technical@novusbio.com](mailto:technical@novusbio.com)

Protocols, Publications, Related Products, Reviews, Research Tools and Images at:  
[www.novusbio.com/NBP2-76493](http://www.novusbio.com/NBP2-76493)

Updated 12/2/2025 v.20.1

**Earn rewards for product  
reviews and publications.**

Submit a publication at [www.novusbio.com/publications](http://www.novusbio.com/publications)

Submit a review at [www.novusbio.com/reviews/destination/NBP2-76493](http://www.novusbio.com/reviews/destination/NBP2-76493)



**NBP2-76493**

BCL11B Antibody (CL6426) - BSA Free

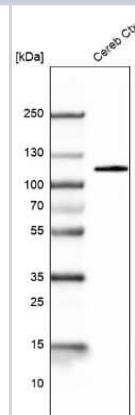
Product Information	
Unit Size	100 ul
Concentration	Concentrations vary lot to lot. See vial label for concentration. If unlisted please contact technical services.
Storage	Store at 4C short term. Aliquot and store at -20C long term. Avoid freeze-thaw cycles.
Clonality	Monoclonal
Clone	CL6426
Preservative	0.02% Sodium Azide
Isotype	IgG1
Purity	Protein A purified
Buffer	PBS (pH 7.2) and 40% Glycerol

Product Description	
Description	Novus Biologicals Mouse BCL11B Antibody (CL6426) - BSA Free (NBP2-76493) is a monoclonal antibody validated for use in IHC and WB. All Novus Biologicals antibodies are covered by our 100% guarantee.
Host	Mouse
Gene ID	64919
Gene Symbol	BCL11B
Species	Human, Mouse
Immunogen	This antibody was developed using a synthetic peptide derived from Q9C0K0, with the exact immunogen sequence remaining proprietary.

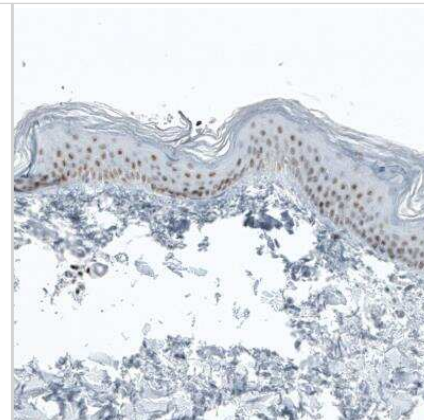
Product Application Details	
Applications	Western Blot, Immunohistochemistry-Paraffin, Immunohistochemistry
Recommended Dilutions	Western Blot 1 ug/ml, Immunohistochemistry 1:500 - 1:1000, Immunohistochemistry-Paraffin 1:500 - 1:1000
Application Notes	For IHC-Paraffin, HIER pH 6 retrieval is recommended.

**Images**

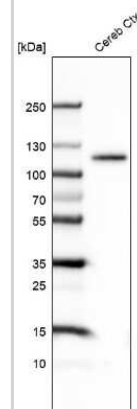
Western Blot: BCL11B Antibody (CL6426) [NBP2-76493] - Analysis in mouse cerebral cortex tissue.



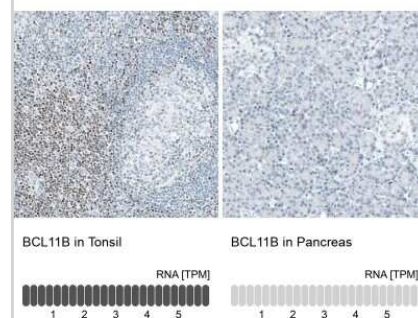
Immunohistochemistry-Paraffin: BCL11B Antibody (CL6426) [NBP2-76493] - Staining of human skin shows moderate to strong nuclear positivity in dermal cells.



Western Blot: BCL11B Antibody (CL6426) [NBP2-76493] - Analysis in human cerebral cortex tissue.



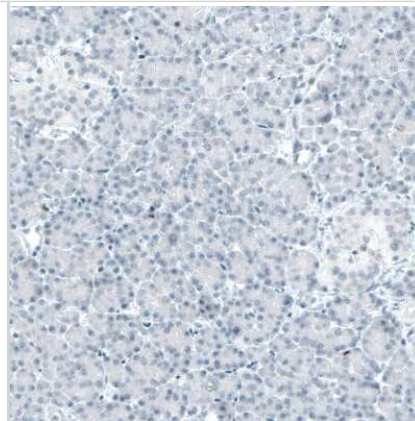
Immunohistochemistry-Paraffin: BCL11B Antibody (CL6426) [NBP2-76493] - Analysis in human tonsil and pancreas tissues. Corresponding BCL11B RNA-seq data are presented for the same tissues.



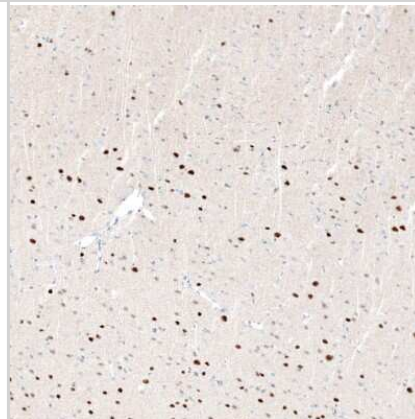
Immunohistochemistry-Paraffin: BCL11B Antibody (CL6426) [NBP2-76493] - Staining of human tonsil shows moderate to strong nuclear positivity, mainly in non - germinal center cells.



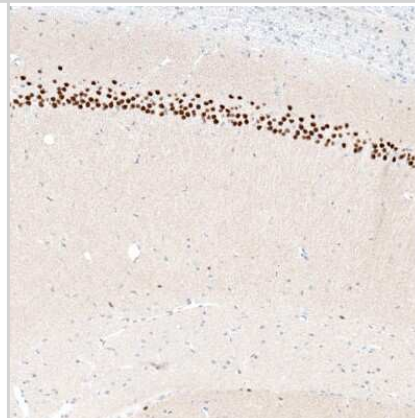
Immunohistochemistry-Paraffin: BCL11B Antibody (CL6426) [NBP2-76493] - Staining of human pancreas shows no positivity in exocrine glandular cells as expected.



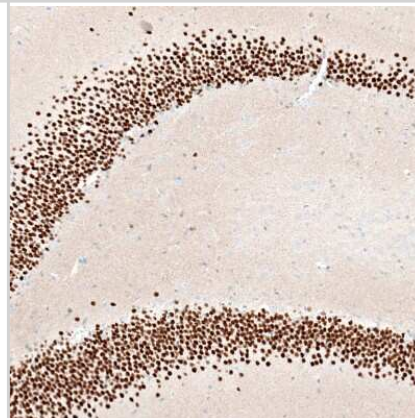
Immunohistochemistry-Paraffin: BCL11B Antibody (CL6426) [NBP2-76493] - Staining of mouse cerebral cortex shows moderate to strong nuclear positivity in neurons, mainly in layers 5-6.



Immunohistochemistry-Paraffin: BCL11B Antibody (CL6426) [NBP2-76493] - Staining of mouse hippocampus shows strong nuclear positivity in neurons in CA1 pyramidal layer.



Immunohistochemistry-Paraffin: BCL11B Antibody (CL6426) [NBP2-76493] - Staining of mouse hippocampus shows strong nuclear positivity in neurons in the granular cell layer of dentate gyrus.





### **Novus Biologicals USA**

10730 E. Briarwood Avenue  
Centennial, CO 80112  
USA  
Phone: 303.730.1950  
Toll Free: 1.888.506.6887  
Fax: 303.730.1966  
nb-customerservice@bio-techne.com

### **Bio-Techne Canada**

21 Canmotor Ave  
Toronto, ON M8Z 4E6  
Canada  
Phone: 905.827.6400  
Toll Free: 855.668.8722  
Fax: 905.827.6402  
canada.inquires@bio-techne.com

### **Bio-Techne Ltd**

19 Barton Lane  
Abingdon Science Park  
Abingdon, OX14 3NB, United Kingdom  
Phone: (44) (0) 1235 529449  
Free Phone: 0800 37 34 15  
Fax: (44) (0) 1235 533420  
info.EMEA@bio-techne.com

### **General Contact Information**

www.novusbio.com  
Technical Support: nb-technical@bio-techne.com  
Orders: nb-customerservice@bio-techne.com  
General: novus@novusbio.com

### **Products Related to NBP2-76493**

---

NBP2-33376H	Blue Marker Antibody (6F4-F6) [HRP]
HAF007	Goat anti-Mouse IgG Secondary Antibody [HRP]
NB7539	Goat anti-Mouse IgG (H+L) Secondary Antibody [HRP]
NBP1-97005-0.5mg	Mouse IgG1 Isotype Control (MG1)

---

### **Limitations**

This product is for research use only and is not approved for use in humans or in clinical diagnosis. Primary Antibodies are guaranteed for 1 year from date of receipt.

For more information on our 100% guarantee, please visit [www.novusbio.com/guarantee](http://www.novusbio.com/guarantee)

Earn gift cards/discounts by submitting a review: [www.novusbio.com/reviews/submit/NBP2-76493](http://www.novusbio.com/reviews/submit/NBP2-76493)

Earn gift cards/discounts by submitting a publication using this product:  
[www.novusbio.com/publications](http://www.novusbio.com/publications)

