

Product Datasheet

beta-Actin Antibody (CL3868) - BSA Free NBP2-76481

Unit Size: 100 ul

Store at 4C short term. Aliquot and store at -20C long term. Avoid freeze-thaw cycles.

www.novusbio.com



technical@novusbio.com

Protocols, Publications, Related Products, Reviews, Research Tools and Images at:
www.novusbio.com/NBP2-76481

Updated 12/2/2025 v.20.1

Earn rewards for product
reviews and publications.

Submit a publication at www.novusbio.com/publications

Submit a review at www.novusbio.com/reviews/destination/NBP2-76481



NBP2-76481

beta-Actin Antibody (CL3868) - BSA Free

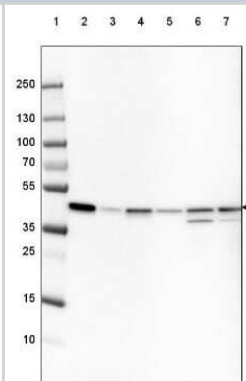
| Product Information | |
|-------------------------|--|
| Unit Size | 100 ul |
| Concentration | Concentrations vary lot to lot. See vial label for concentration. If unlisted please contact technical services. |
| Storage | Store at 4C short term. Aliquot and store at -20C long term. Avoid freeze-thaw cycles. |
| Clonality | Monoclonal |
| Clone | CL3868 |
| Preservative | 0.02% Sodium Azide |
| Isotype | IgG1 |
| Purity | Protein A purified |
| Buffer | PBS (pH 7.2) and 40% Glycerol |
| Target Molecular Weight | 42 kDa |

| Product Description | |
|---------------------|--|
| Description | Novus Biologicals Mouse beta-Actin Antibody (CL3868) - BSA Free (NBP2-76481) is a monoclonal antibody validated for use in IHC, WB and ICC/IF. All Novus Biologicals antibodies are covered by our 100% guarantee. |
| Host | Mouse |
| Gene ID | 60 |
| Gene Symbol | ACTB |
| Species | Human, Mouse, Rat |
| Immunogen | This antibody was developed using a synthetic peptide derived from P60709, with the exact immunogen sequence remaining proprietary. |

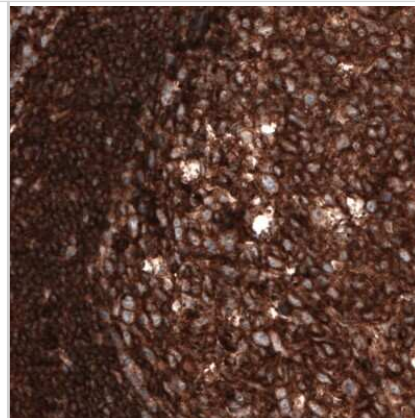
| Product Application Details | |
|-----------------------------|---|
| Applications | Western Blot, Immunohistochemistry-Paraffin, Immunocytochemistry/Immunofluorescence, Immunohistochemistry |
| Recommended Dilutions | Western Blot 1 ug/ml, Immunohistochemistry 1:5000 - 1:10000, Immunocytochemistry/ Immunofluorescence 2-10 ug/ml, Immunohistochemistry-Paraffin 1:5000 - 1:10000 |
| Application Notes | For IHC-Paraffin, HIER pH 6 retrieval is recommended. For ICC/IF, PFA/Triton X-100 is recommended for fixation/permeabilization. |

Images

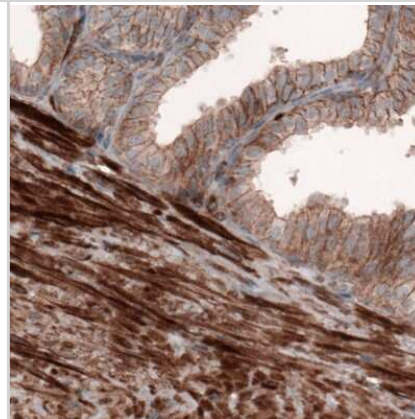
Western Blot: beta-Actin Antibody (CL3868) [NBP2-76481] - Lane 1: Molecular weight marker [kDa] 250, 130, 100, 70, 55, 35, 25, 15, 10. Lane 2: Human cell line HeLa. Lane 3: Human cell line HEK 293. Lane 4: Human cell line A-431. Lane 5: Human cell line HepG2. Lane 6: Mouse cell line NIH-3T3. Lane 7: Rat cell line NBT-II.



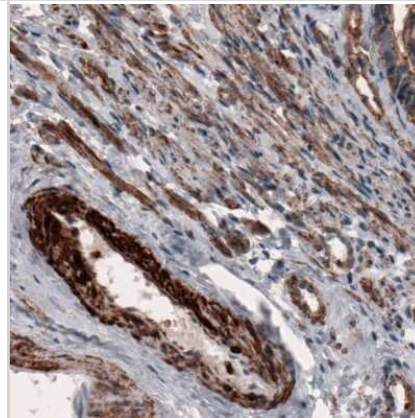
Immunohistochemistry-Paraffin: beta-Actin Antibody (CL3868) [NBP2-76481] - Staining of human tonsil shows strong positivity in lymphoid cells.



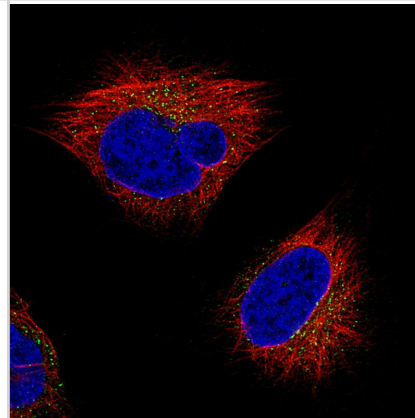
Immunohistochemistry-Paraffin: beta-Actin Antibody (CL3868) [NBP2-76481] - Staining of human prostate shows strong cytoplasmic immunoreactivity in smooth muscle and weak positivity in glandular cells.



Immunohistochemistry-Paraffin: beta-Actin Antibody (CL3868) [NBP2-76481] - Staining of human fallopian tube shows immunoreactivity in smooth muscle cells of blood vessels and connective tissue.



Staining of U-251 cells using the Anti-ACTB monoclonal antibody, showing specific staining in vesicles in green. Microtubule- and nuclear probes are visualized in red and blue, respectively (where available).





Novus Biologicals USA

10730 E. Briarwood Avenue
Centennial, CO 80112
USA
Phone: 303.730.1950
Toll Free: 1.888.506.6887
Fax: 303.730.1966
nb-customerservice@bio-techne.com

Bio-Techne Canada

21 Canmotor Ave
Toronto, ON M8Z 4E6
Canada
Phone: 905.827.6400
Toll Free: 855.668.8722
Fax: 905.827.6402
canada.inquires@bio-techne.com

Bio-Techne Ltd

19 Barton Lane
Abingdon Science Park
Abingdon, OX14 3NB, United Kingdom
Phone: (44) (0) 1235 529449
Free Phone: 0800 37 34 15
Fax: (44) (0) 1235 533420
info.EMEA@bio-techne.com

General Contact Information

www.novusbio.com
Technical Support: nb-technical@bio-techne.com
Orders: nb-customerservice@bio-techne.com
General: novus@novusbio.com

Products Related to NBP2-76481

| | |
|------------------|--|
| NBP2-33376H | Blue Marker Antibody (6F4-F6) [HRP] |
| HAF007 | Goat anti-Mouse IgG Secondary Antibody [HRP] |
| NB7539 | Goat anti-Mouse IgG (H+L) Secondary Antibody [HRP] |
| NBP1-97005-0.5mg | Mouse IgG1 Isotype Control (MG1) |

Limitations

This product is for research use only and is not approved for use in humans or in clinical diagnosis. Primary Antibodies are guaranteed for 1 year from date of receipt.

For more information on our 100% guarantee, please visit www.novusbio.com/guarantee

Earn gift cards/discounts by submitting a review: www.novusbio.com/reviews/submit/NBP2-76481

Earn gift cards/discounts by submitting a publication using this product:
www.novusbio.com/publications

