

Product Datasheet

Integrin alpha 1/CD49a Antibody (CL7207) - BSA Free NBP2-76478

Unit Size: 100 ul

Store at 4C short term. Aliquot and store at -20C long term. Avoid freeze-thaw cycles.

www.novusbio.com



technical@novusbio.com

Publications: 1

Protocols, Publications, Related Products, Reviews, Research Tools and Images at:
www.novusbio.com/NBP2-76478

Updated 3/4/2026 v.20.1

Earn rewards for product
reviews and publications.

Submit a publication at www.novusbio.com/publications

Submit a review at www.novusbio.com/reviews/destination/NBP2-76478



NBP2-76478

Integrin alpha 1/CD49a Antibody (CL7207) - BSA Free

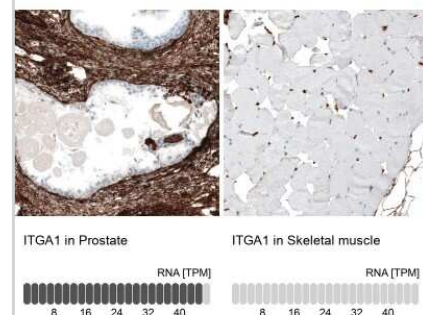
Product Information	
Unit Size	100 ul
Concentration	1 mg/ml
Storage	Store at 4C short term. Aliquot and store at -20C long term. Avoid freeze-thaw cycles.
Clonality	Monoclonal
Clone	CL7207
Preservative	0.02% Sodium Azide
Isotype	IgG1
Purity	Protein A purified
Buffer	PBS (pH 7.2) and 40% Glycerol

Product Description	
Host	Mouse
Gene ID	3672
Gene Symbol	ITGA1
Species	Human
Reactivity Notes	Mouse (89%).
Immunogen	This antibody was developed using a synthetic peptide derived from P56199, with the exact immunogen sequence remaining proprietary.

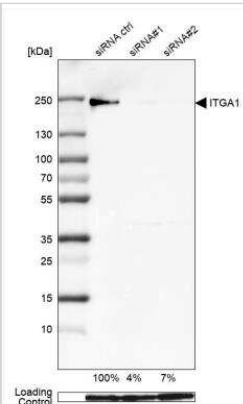
Product Application Details	
Applications	Western Blot, Immunohistochemistry-Paraffin, Immunohistochemistry, Block/Neutralize, Knockdown Validated
Recommended Dilutions	Western Blot 1 ug/ml, Immunohistochemistry 1:1000 - 1:2500, Immunohistochemistry-Paraffin 1:1000 - 1:2500, Knockdown Validated, Block/Neutralize Reported in scientific literature (PMID:31750298).
Application Notes	For IHC-Paraffin, HIER pH 6 retrieval is recommended.

Images

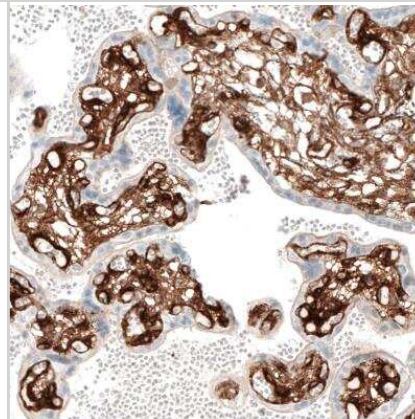
Immunohistochemistry-Paraffin: Integrin alpha 1/CD49a Antibody (CL7207) [NBP2-76478] - Analysis in human prostate and skeletal muscle tissues. Corresponding ITGA1 RNA-seq data are presented for the same tissues.



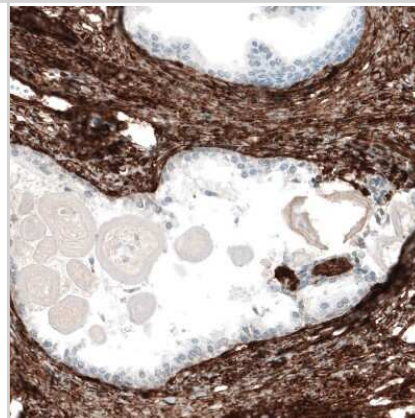
Western Blot: Integrin alpha 1/CD49a Antibody (CL7207) [NBP2-76478]
 - Analysis in U-138MG cells transfected with control siRNA, target specific siRNA probe #1 and #2, using Anti-ITGA1 antibody. Remaining relative intensity is presented. Loading control: Anti-GAPDH.



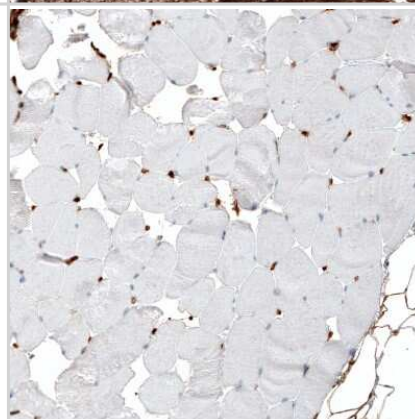
Immunohistochemistry-Paraffin: Integrin alpha 1/CD49a Antibody (CL7207) [NBP2-76478] - Staining of human placenta shows strong membranous positivity in blood vessels and loose connective tissue of chorionic villi.



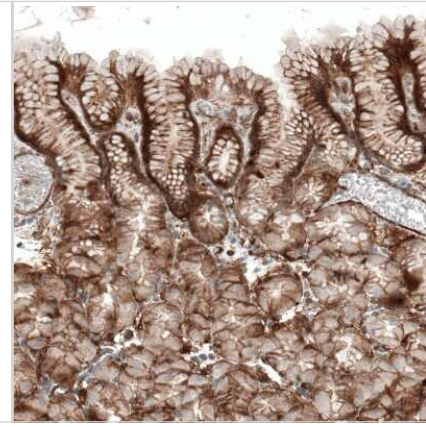
Immunohistochemistry-Paraffin: Integrin alpha 1/CD49a Antibody (CL7207) [NBP2-76478] - Staining of human prostate shows strong membranous positivity in smooth muscle cells.



Immunohistochemistry-Paraffin: Integrin alpha 1/CD49a Antibody (CL7207) [NBP2-76478] - Staining of human skeletal muscle shows no positivity in striated muscle fibers as expected.



Immunohistochemistry-Paraffin: Integrin alpha 1/CD49a Antibody (CL7207) [NBP2-76478] - Staining of human stomach shows moderate membranous positivity in glandular cells.



Publications

Wu D, Witt RL, Harrington DA, Farach-Carson MC Dynamic Assembly of Human Salivary Stem/Progenitor Microstructures Requires Coordinated alpha1 beta1 Integrin-Mediated Motility Front Cell Dev Biol 2019-10-16 [PMID: 31750298] (B/N, Human)



Novus Biologicals USA

10730 E. Briarwood Avenue
Centennial, CO 80112
USA
Phone: 303.730.1950
Toll Free: 1.888.506.6887
Fax: 303.730.1966
nb-customerservice@bio-techne.com

Bio-Techne Canada

21 Canmotor Ave
Toronto, ON M8Z 4E6
Canada
Phone: 905.827.6400
Toll Free: 855.668.8722
Fax: 905.827.6402
canada.inquires@bio-techne.com

Bio-Techne Ltd

19 Barton Lane
Abingdon Science Park
Abingdon, OX14 3NB, United Kingdom
Phone: (44) (0) 1235 529449
Free Phone: 0800 37 34 15
Fax: (44) (0) 1235 533420
info.EMEA@bio-techne.com

General Contact Information

www.novusbio.com
Technical Support: nb-technical@bio-techne.com
Orders: nb-customerservice@bio-techne.com
General: novus@novusbio.com

Products Related to NBP2-76478

HAF007	Goat anti-Mouse IgG Secondary Antibody [HRP]
NB7539	Goat anti-Mouse IgG (H+L) Secondary Antibody [HRP]
NBP1-97005-0.5mg	Mouse IgG1 Isotype Control (MG1)
210-TA-005	TNF-alpha [Unconjugated]

Limitations

This product is for research use only and is not approved for use in humans or in clinical diagnosis. Primary Antibodies are guaranteed for 1 year from date of receipt.

For more information on our 100% guarantee, please visit www.novusbio.com/guarantee

Earn gift cards/discounts by submitting a review: www.novusbio.com/reviews/submit/NBP2-76478

Earn gift cards/discounts by submitting a publication using this product:
www.novusbio.com/publications

