

Product Datasheet

CD4 Antibody (BL-155-1C11) - BSA Free NBP2-76423

Unit Size: 100 ul

Store at 2 - 8 C / 1 year from date of receipt

www.novusbio.com



technical@novusbio.com

Protocols, Publications, Related Products, Reviews, Research Tools and Images at:
www.novusbio.com/NBP2-76423

Updated 2/24/2026 v.20.1

Earn rewards for product
reviews and publications.

Submit a publication at www.novusbio.com/publications

Submit a review at www.novusbio.com/reviews/destination/NBP2-76423



NBP2-76423

CD4 Antibody (BL-155-1C11) - BSA Free

Product Information	
Unit Size	100 ul
Concentration	Please see the vial label for concentration. If unlisted please contact technical services.
Storage	Store at 2 - 8 C / 1 year from date of receipt
Clonality	Monoclonal
Clone	BL-155-1C11
Preservative	0.09% Sodium Azide
Isotype	IgG
Purity	Antigen Affinity-purified
Buffer	Borate Buffered Saline (BBS) pH 8.2

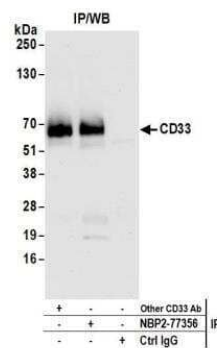
Product Description	
Description	Novus Biologicals Rabbit CD4 Antibody (BL-155-1C11) - BSA Free (NBP2-76423) is a recombinant monoclonal antibody validated for use in Multiplex Immunofluorescence, IHC, WB, Flow and IP. All Novus Biologicals antibodies are covered by our 100% guarantee.
Host	Rabbit
Gene ID	920
Gene Symbol	CD4
Species	Human
Immunogen	Recombinant protein representing the extracellular domain of human CD4
Notes	This Product sold under License from Bethyl Laboratories, Inc.

Product Application Details	
Applications	Western Blot, Immunohistochemistry-Paraffin, Flow Cytometry, Immunohistochemistry, Immunoprecipitation, Multiplex Immunofluorescence
Recommended Dilutions	Western Blot 1:1000, Flow Cytometry Live or cells fixed in 4% formaldehyde and permeabilized with 90%, Immunohistochemistry 1:100 - 1:500, Immunoprecipitation 20 ul/mg lysate, Immunohistochemistry-Paraffin, Multiplex Immunofluorescence 1:250
Application Notes	Epitope retrieval with Tris-EDTA pH 9.0 is recommended for FFPE tissue sections.

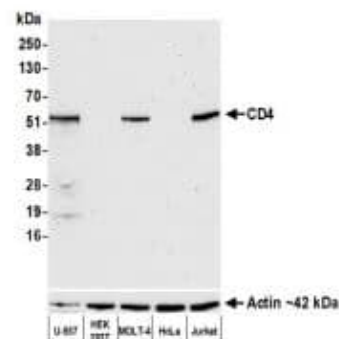


Images

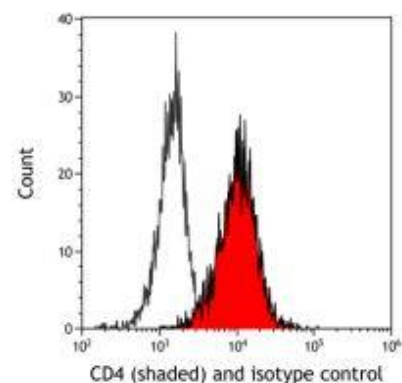
Immunoprecipitation: CD4 Antibody (BL-155-1C11) [NBP2-76423] - Detection of human CD4 by WB of immunoprecipitates from MOLT-4 lysate. Antibodies: Rabbit anti-CD4 recombinant monoclonal [BL-155-1C11] (NBP2-76423) and another rabbit anti-CD4 antibody.




Western Blot: CD4 Antibody (BL-155-1C11) [NBP2-76423] - Whole cell lysate (10 ug) from U-937, HEK293T, MOLT-4, HeLa, and Jurkat cells prepared using NETN lysis buffer. Antibody: Rabbit anti-CD4 recombinant monoclonal antibody [BL-155-1C11] used at 1:1000. Secondary: HRP-conjugated goat anti-rabbit IgG. Chemiluminescence with an exposure time of 75 seconds. Lower Panel: Rabbit anti-Actin recombinant monoclonal antibody [BLR057F].



Flow Cytometry- CD4 Antibody (BL-155-1C11) [NBP2-76423] -Rabbit anti-CD4 recombinant monoclonal [BL-155-1C11] or isotype control (unshaded). Secondary: DyLight® 488-conjugated goat anti-rabbit IgG.



Immunohistochemistry-Paraffin: CD4 Antibody (BL-155-1C11) [NBP2-76423] -Rabbit anti-CD4 recombinant monoclonal antibody [BL-155-1C11]. Secondary: HRP conjugated goat anti-rabbit IgG. Substrate: DAB.





Novus Biologicals USA

10730 E. Briarwood Avenue
Centennial, CO 80112
USA
Phone: 303.730.1950
Toll Free: 1.888.506.6887
Fax: 303.730.1966
nb-customerservice@bio-techne.com

Bio-Techne Canada

21 Canmotor Ave
Toronto, ON M8Z 4E6
Canada
Phone: 905.827.6400
Toll Free: 855.668.8722
Fax: 905.827.6402
canada.inquires@bio-techne.com

Bio-Techne Ltd

19 Barton Lane
Abingdon Science Park
Abingdon, OX14 3NB, United Kingdom
Phone: (44) (0) 1235 529449
Free Phone: 0800 37 34 15
Fax: (44) (0) 1235 533420
info.EMEA@bio-techne.com

General Contact Information

www.novusbio.com
Technical Support: nb-technical@bio-techne.com
Orders: nb-customerservice@bio-techne.com
General: novus@novusbio.com

Products Related to NBP2-76423

NBP2-33376H	Blue Marker Antibody (6F4-F6) [HRP]
HAF008	Goat anti-Rabbit IgG Secondary Antibody [HRP]
NB7160	Goat anti-Rabbit IgG (H+L) Secondary Antibody [HRP]
NBP2-24891	Rabbit IgG Isotype Control

Limitations

This product is for research use only and is not approved for use in humans or in clinical diagnosis. Primary Antibodies are guaranteed for 1 year from date of receipt.

For more information on our 100% guarantee, please visit www.novusbio.com/guarantee

Earn gift cards/discounts by submitting a review: www.novusbio.com/reviews/submit/NBP2-76423

Earn gift cards/discounts by submitting a publication using this product:
www.novusbio.com/publications

