

Product Datasheet

IRF1 Antibody (BLR039F)

NBP2-76419

Unit Size: 100 ul

Store at 2 - 8 C / 1 year from date of receipt

www.novusbio.com



technical@novusbio.com

Protocols, Publications, Related Products, Reviews, Research Tools and Images at:
www.novusbio.com/NBP2-76419

Updated 2/24/2026 v.20.1

Earn rewards for product
reviews and publications.

Submit a publication at www.novusbio.com/publications

Submit a review at www.novusbio.com/reviews/destination/NBP2-76419



NBP2-76419

IRF1 Antibody (BLR039F)

Product Information	
Unit Size	100 ul
Concentration	Please see the vial label for concentration. If unlisted please contact technical services.
Storage	Store at 2 - 8 C / 1 year from date of receipt
Clonality	Monoclonal
Clone	BLR039F
Preservative	0.09% Sodium Azide
Isotype	IgG
Purity	Antigen Affinity-purified
Buffer	Borate Buffered Saline (BBS) pH 8.2 with 0.1% BSA

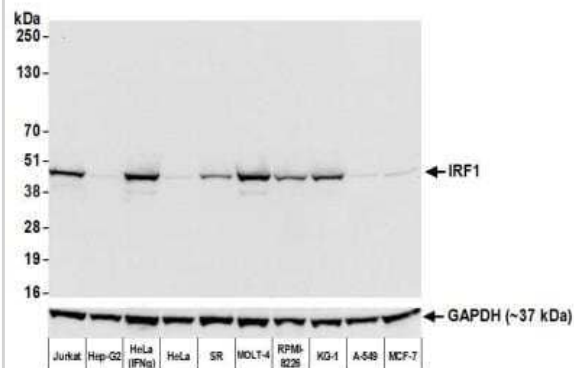
Product Description	
Description	Novus Biologicals Rabbit IRF1 Antibody (BLR039F) (NBP2-76419) is a recombinant monoclonal antibody validated for use in IHC, WB, Flow, ICC/IF and IP. All Novus Biologicals antibodies are covered by our 100% guarantee.
Host	Rabbit
Gene ID	3659
Gene Symbol	IRF1
Species	Human
Immunogen	Immunogen sequence between amino acids 250 and 300
Notes	This Product sold under License from Bethyl Laboratories, Inc.

Product Application Details	
Applications	Western Blot, Immunohistochemistry-Paraffin, Flow Cytometry, Immunocytochemistry/ Immunofluorescence, Immunohistochemistry, Immunoprecipitation
Recommended Dilutions	Western Blot 1:1000, Flow Cytometry Fixed in 4% formaldehyde and permeabilized with 90% methanol. 1 µl, Immunohistochemistry 1:100 - 1:500, Immunocytochemistry/ Immunofluorescence 1:100 to 1:500, Immunoprecipitation 20 ul/1mg lysate, Immunohistochemistry-Paraffin 1:100 to 1:500
Application Notes	Epitope retrieval with citrate buffer pH6.0 is recommended for FFPE cell sections.

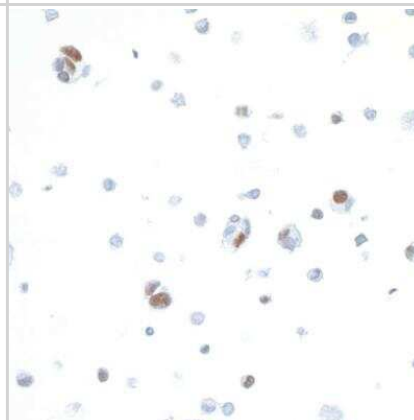


Images

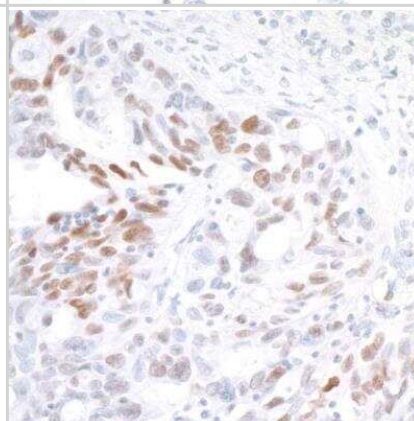
Western Blot: IRF1 Antibody (BLR039F) [NBP2-76419] - Detection of human IRF1 by WB of Jurkat, Hep-G2, HeLa (IFN γ treated), HeLa, SR, MOLT-4, RPMI-8226, KG-1, A-549, and MCF-7 lysate. Antibody: Rabbit anti-IRF1 recombinant monoclonal [BLR039F] (NBP2-76419). Secondary: HRP-conjugated goat anti-rabbit IgG. Lower Panel: Rabbit anti-GAPDH.



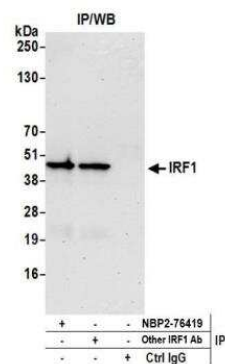
Immunocytochemistry: IRF1 Antibody (BLR039F) [NBP2-76419] - Detection of human IRF1 in FFPE OVCAR-8 cells by ICC. Antibody: Rabbit anti-IRF1 recombinant monoclonal [BLR039F] (NBP2-76419). Secondary: HRP-conjugated goat anti-rabbit IgG. Substrate: DAB.



Immunohistochemistry: IRF1 Antibody (BLR039F) [NBP2-76419] - Detection of human IRF1 in FFPE ovarian carcinoma by IHC. Antibody: Rabbit anti-IRF1 recombinant monoclonal [BLR039F] (NBP2-76419). Secondary: HRP-conjugated goat anti-rabbit IgG. Substrate: DAB.



Immunoprecipitation: IRF1 Antibody (BLR039F) [NBP2-76419] - Detection of human IRF1 by WB of immunoprecipitates from Jurkat lysate. Antibodies: Rabbit anti-IRF1 recombinant monoclonal [BLR039F] (NBP2-76419) and another rabbit anti-IRF1 recombinant monoclonal.





Novus Biologicals USA

10730 E. Briarwood Avenue
Centennial, CO 80112
USA
Phone: 303.730.1950
Toll Free: 1.888.506.6887
Fax: 303.730.1966
nb-customerservice@bio-techne.com

Bio-Techne Canada

21 Canmotor Ave
Toronto, ON M8Z 4E6
Canada
Phone: 905.827.6400
Toll Free: 855.668.8722
Fax: 905.827.6402
canada.inquires@bio-techne.com

Bio-Techne Ltd

19 Barton Lane
Abingdon Science Park
Abingdon, OX14 3NB, United Kingdom
Phone: (44) (0) 1235 529449
Free Phone: 0800 37 34 15
Fax: (44) (0) 1235 533420
info.EMEA@bio-techne.com

General Contact Information

www.novusbio.com
Technical Support: nb-technical@bio-techne.com
Orders: nb-customerservice@bio-techne.com
General: novus@novusbio.com

Products Related to NBP2-76419

NBP2-33376H	Blue Marker Antibody (6F4-F6) [HRP]
HAF008	Goat anti-Rabbit IgG Secondary Antibody [HRP]
NB7160	Goat anti-Rabbit IgG (H+L) Secondary Antibody [HRP]
NBP2-24891	Rabbit IgG Isotype Control

Limitations

This product is for research use only and is not approved for use in humans or in clinical diagnosis. Primary Antibodies are guaranteed for 1 year from date of receipt.

For more information on our 100% guarantee, please visit www.novusbio.com/guarantee

Earn gift cards/discounts by submitting a review: www.novusbio.com/reviews/submit/NBP2-76419

Earn gift cards/discounts by submitting a publication using this product:
www.novusbio.com/publications

