

# Product Datasheet

## Cdk7 Antibody (BL-80-5D4)

### NBP2-76409

Unit Size: 100 ul

Store at 2 - 8 C / 1 year from date of receipt

[www.novusbio.com](http://www.novusbio.com)



[technical@novusbio.com](mailto:technical@novusbio.com)

Protocols, Publications, Related Products, Reviews, Research Tools and Images at:  
[www.novusbio.com/NBP2-76409](http://www.novusbio.com/NBP2-76409)

Updated 2/24/2026 v.20.1

Earn rewards for product  
reviews and publications.

Submit a publication at [www.novusbio.com/publications](http://www.novusbio.com/publications)

Submit a review at [www.novusbio.com/reviews/destination/NBP2-76409](http://www.novusbio.com/reviews/destination/NBP2-76409)



**NBP2-76409**

Cdk7 Antibody (BL-80-5D4)

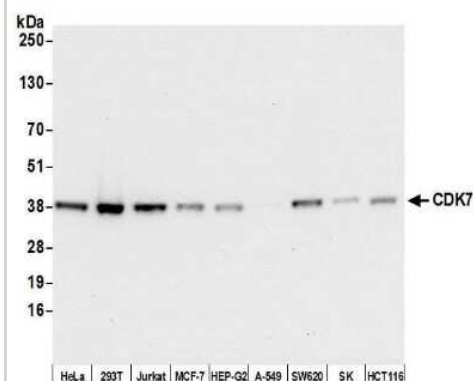
Product Information	
<b>Unit Size</b>	100 ul
<b>Concentration</b>	Please see the vial label for concentration. If unlisted please contact technical services.
<b>Storage</b>	Store at 2 - 8 C / 1 year from date of receipt
<b>Clonality</b>	Monoclonal
<b>Clone</b>	BL-80-5D4
<b>Preservative</b>	0.09% Sodium Azide
<b>Isotype</b>	IgG
<b>Purity</b>	Antigen Affinity-purified
<b>Buffer</b>	Borate Buffered Saline (BBS) pH 8.2 with 0.1% BSA

Product Description	
<b>Description</b>	Novus Biologicals Rabbit Cdk7 Antibody (BL-80-5D4) (NBP2-76409) is a recombinant monoclonal antibody validated for use in Multiplex Immunofluorescence, IHC, WB, Flow, ICC/IF and IP. All Novus Biologicals antibodies are covered by our 100% guarantee.
<b>Host</b>	Rabbit
<b>Gene ID</b>	1022
<b>Gene Symbol</b>	CDK7
<b>Species</b>	Human
<b>Immunogen</b>	Immunogen sequence between amino acids 300 and 3416 (C-Term)
<b>Notes</b>	This Product sold under License from Bethyl Laboratories, Inc.

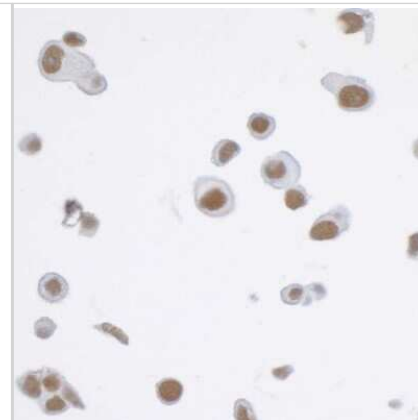
Product Application Details	
<b>Applications</b>	Western Blot, Flow Cytometry, Immunocytochemistry/ Immunofluorescence, Immunohistochemistry, Immunoprecipitation, Multiplex Immunofluorescence
<b>Recommended Dilutions</b>	Western Blot 1:1000, Flow Cytometry, Immunohistochemistry 1:25 - 1:100, Immunocytochemistry/ Immunofluorescence, Immunoprecipitation 20 ul/0.5 mg lysate, Multiplex Immunofluorescence

**Images**

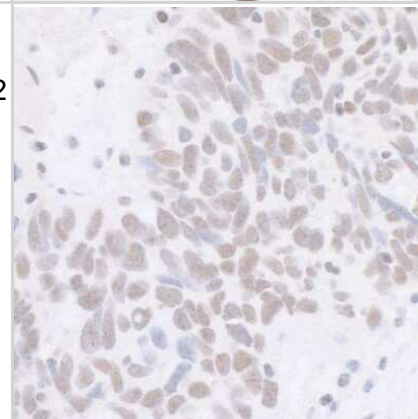
Western Blot: Cdk7 Antibody (BL-80-5D4) [NBP2-76409] - Detection of human CDK7 by WB of HeLa, HEK293T, Jurkat, MCF-7, Hep-G2, A-549, SW620, SK-MEL-28 (SK), and HCT 116 lysate. Antibody: Rabbit anti-CDK7 recombinant monoclonal [BL-80-5D4] (NBP2-76409). Secondary: HRP-conjugated goat anti-rabbit IgG.



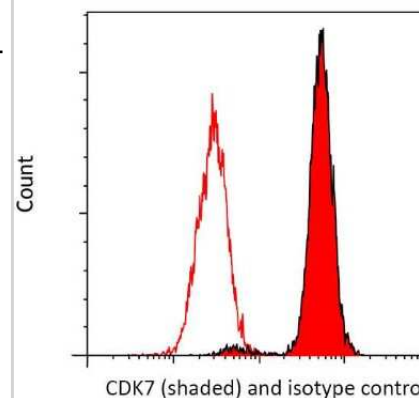
**Immunocytochemistry:** Cdk7 Antibody (BL-80-5D4) [NBP2-76409] - Detection of human CDK7 in FFPE breast carcinoma cell line MCF-7 by ICC. Antibody: Rabbit anti-CDK7 recombinant monoclonal [BL-80-5D4] (NBP2-76409). Secondary: HRP-conjugated goat anti-rabbit IgG. Substrate: DAB.



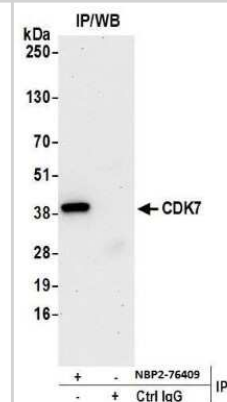
**Immunohistochemistry:** Cdk7 Antibody (BL-80-5D4) [NBP2-76409] - Detection of human CDK7 in FFPE human ovarian carcinoma by IHC. Antibody: Rabbit anti-CDK7 recombinant monoclonal [BL-80-5D4] (NBP2-76409). Secondary: HRP-conjugated goat anti-rabbit IgG. Substrate: DAB.



**Flow Cytometry:** Cdk7 Antibody (BL-80-5D4) [NBP2-76409] - Detection of human CDK7 in MOLT4 cells by flow cytometry. Antibody: Rabbit anti-CDK7 recombinant monoclonal [BL-80-3D4] NBP2-76409 (red shaded) or isotype control (unshaded). Secondary: DyLight® 650-conjugated goat anti-rabbit IgG.



**Immunoprecipitation:** Cdk7 Antibody (BL-80-5D4) [NBP2-76409] - Detection of human CDK7 by WB of immunoprecipitates from HeLa lysate. Antibodies: Rabbit anti-CDK7 recombinant monoclonal [BL-80-5D4] (NBP2-76409).





### **Novus Biologicals USA**

10730 E. Briarwood Avenue  
Centennial, CO 80112  
USA  
Phone: 303.730.1950  
Toll Free: 1.888.506.6887  
Fax: 303.730.1966  
nb-customerservice@bio-techne.com

### **Bio-Techne Canada**

21 Canmotor Ave  
Toronto, ON M8Z 4E6  
Canada  
Phone: 905.827.6400  
Toll Free: 855.668.8722  
Fax: 905.827.6402  
canada.inquires@bio-techne.com

### **Bio-Techne Ltd**

19 Barton Lane  
Abingdon Science Park  
Abingdon, OX14 3NB, United Kingdom  
Phone: (44) (0) 1235 529449  
Free Phone: 0800 37 34 15  
Fax: (44) (0) 1235 533420  
info.EMEA@bio-techne.com

### **General Contact Information**

www.novusbio.com  
Technical Support: nb-technical@bio-techne.com  
Orders: nb-customerservice@bio-techne.com  
General: novus@novusbio.com

### **Products Related to NBP2-76409**

---

NBP2-33376H	Blue Marker Antibody (6F4-F6) [HRP]
HAF008	Goat anti-Rabbit IgG Secondary Antibody [HRP]
NB7160	Goat anti-Rabbit IgG (H+L) Secondary Antibody [HRP]
NBP2-24891	Rabbit IgG Isotype Control

---

### **Limitations**

This product is for research use only and is not approved for use in humans or in clinical diagnosis. Primary Antibodies are guaranteed for 1 year from date of receipt.

For more information on our 100% guarantee, please visit [www.novusbio.com/guarantee](http://www.novusbio.com/guarantee)

Earn gift cards/discounts by submitting a review: [www.novusbio.com/reviews/submit/NBP2-76409](http://www.novusbio.com/reviews/submit/NBP2-76409)

Earn gift cards/discounts by submitting a publication using this product:  
[www.novusbio.com/publications](http://www.novusbio.com/publications)

