

# Product Datasheet

## TRAP220/MED1 Antibody (BLR037F) NBP2-76407

Unit Size: 100 ul

Store at 2 - 8 C / 1 year from date of receipt

[www.novusbio.com](http://www.novusbio.com)



[technical@novusbio.com](mailto:technical@novusbio.com)

Protocols, Publications, Related Products, Reviews, Research Tools and Images at:  
[www.novusbio.com/NBP2-76407](http://www.novusbio.com/NBP2-76407)

Updated 2/24/2026 v.20.1

Earn rewards for product  
reviews and publications.

Submit a publication at [www.novusbio.com/publications](http://www.novusbio.com/publications)

Submit a review at [www.novusbio.com/reviews/destination/NBP2-76407](http://www.novusbio.com/reviews/destination/NBP2-76407)



**NBP2-76407****TRAP220/MED1 Antibody (BLR037F)**

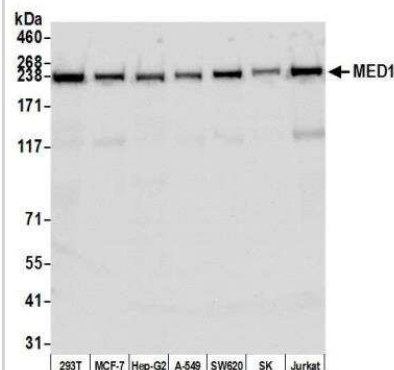
Product Information	
Unit Size	100 ul
Concentration	Please see the vial label for concentration. If unlisted please contact technical services.
Storage	Store at 2 - 8 C / 1 year from date of receipt
Clonality	Monoclonal
Clone	BLR037F
Preservative	0.09% Sodium Azide
Isotype	IgG
Purity	Antigen Affinity-purified
Buffer	Borate Buffered Saline (BBS) pH 8.2 with 0.1% BSA

Product Description	
Description	Novus Biologicals Rabbit TRAP220/MED1 Antibody (BLR037F) (NBP2-76407) is a recombinant monoclonal antibody validated for use in IHC, WB, ICC/IF and IP. All Novus Biologicals antibodies are covered by our 100% guarantee.
Host	Rabbit
Gene ID	5469
Gene Symbol	MED1
Species	Human, Mouse
Immunogen	Immunogen sequence between amino acids 1550 and 1581
Notes	This Product sold under License from Bethyl Laboratories, Inc.

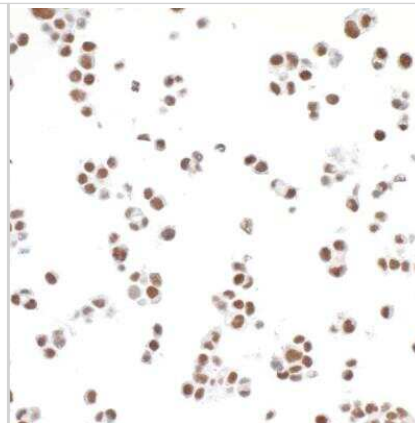
Product Application Details	
Applications	Western Blot, Immunocytochemistry/ Immunofluorescence, Immunohistochemistry, Immunoprecipitation
Recommended Dilutions	Western Blot 1:1000, Immunohistochemistry 1:100 - 1:500, Immunocytochemistry/ Immunofluorescence, Immunoprecipitation 20 ul/1 mg lysate

**Images**

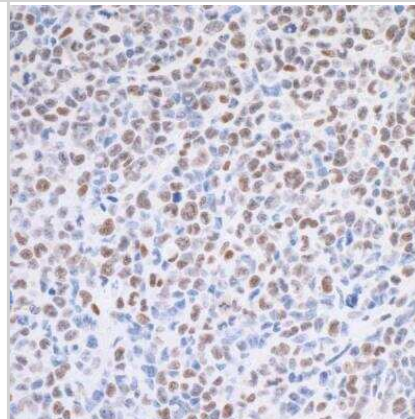
Western Blot: TRAP220/MED1 Antibody (BLR037F) [NBP2-76407] - Detection of human MED1 by WB of HEK293T, MCF-7, Hep-G2, A-549, SW620, SK-MEL-28 (SK), and Jurkat lysate. Antibody: Rabbit anti-MED1 recombinant monoclonal [BLR037F] (NBP2-76407). Secondary: HRP-conjugated goat anti-rabbit IgG.



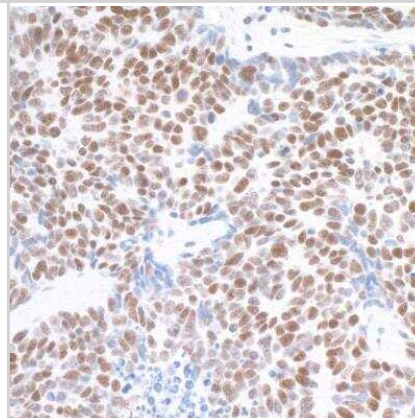
Immunocytochemistry: TRAP220/MED1 Antibody (BLR037F) [NBP2-76407] - Detection of human MED1 in FFPE HCT 116 cells by ICC. Antibody: Rabbit anti-MED1 recombinant monoclonal [BLR037F] (NBP2-76407). Secondary: HRP-conjugated goat anti-rabbit IgG. Substrate: DAB.



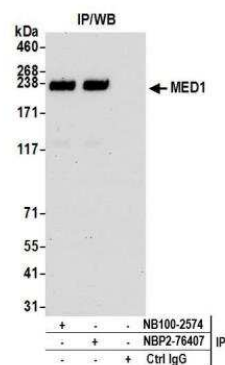
Immunohistochemistry: TRAP220/MED1 Antibody (BLR037F) [NBP2-76407] - Detection of mouse MED1 in FFPE mouse renal cell carcinoma by IHC. Antibody: Rabbit anti-MED1 recombinant monoclonal [BLR037F] (NBP2-76407). Secondary: HRP-conjugated goat anti-rabbit IgG. Substrate: DAB.



Immunohistochemistry: TRAP220/MED1 Antibody (BLR037F) [NBP2-76407] - Detection of human MED1 in FFPE small cell lung cancer by IHC. Antibody: Rabbit anti-MED1 recombinant monoclonal [BLR037F] (NBP2-76407). Secondary: HRP-conjugated goat anti-rabbit IgG. Substrate: DAB.



Immunoprecipitation: TRAP220/MED1 Antibody (BLR037F) [NBP2-76407] - Detection of human MED1 by WB of immunoprecipitates from HeLa lysate. Antibodies: Rabbit anti-MED1 recombinant monoclonal [BLR037F] (NBP2-76407) and rabbit anti-MED1 (NB100-2574).





### **Novus Biologicals USA**

10730 E. Briarwood Avenue  
Centennial, CO 80112  
USA  
Phone: 303.730.1950  
Toll Free: 1.888.506.6887  
Fax: 303.730.1966  
nb-customerservice@bio-techne.com

### **Bio-Techne Canada**

21 Canmotor Ave  
Toronto, ON M8Z 4E6  
Canada  
Phone: 905.827.6400  
Toll Free: 855.668.8722  
Fax: 905.827.6402  
canada.inquires@bio-techne.com

### **Bio-Techne Ltd**

19 Barton Lane  
Abingdon Science Park  
Abingdon, OX14 3NB, United Kingdom  
Phone: (44) (0) 1235 529449  
Free Phone: 0800 37 34 15  
Fax: (44) (0) 1235 533420  
info.EMEA@bio-techne.com

### **General Contact Information**

www.novusbio.com  
Technical Support: nb-technical@bio-techne.com  
Orders: nb-customerservice@bio-techne.com  
General: novus@novusbio.com

### **Products Related to NBP2-76407**

---

NBP2-33376H	Blue Marker Antibody (6F4-F6) [HRP]
HAF008	Goat anti-Rabbit IgG Secondary Antibody [HRP]
NB7160	Goat anti-Rabbit IgG (H+L) Secondary Antibody [HRP]
NBP2-24891	Rabbit IgG Isotype Control

---

### **Limitations**

This product is for research use only and is not approved for use in humans or in clinical diagnosis. Primary Antibodies are guaranteed for 1 year from date of receipt.

For more information on our 100% guarantee, please visit [www.novusbio.com/guarantee](http://www.novusbio.com/guarantee)

Earn gift cards/discounts by submitting a review: [www.novusbio.com/reviews/submit/NBP2-76407](http://www.novusbio.com/reviews/submit/NBP2-76407)

Earn gift cards/discounts by submitting a publication using this product:  
[www.novusbio.com/publications](http://www.novusbio.com/publications)

