

Product Datasheet

CEACAM1/CD66a Antibody (BLR032F) NBP2-76405

Unit Size: 100 ul

Store at 2 - 8 C / 1 year from date of receipt

www.novusbio.com



technical@novusbio.com

Protocols, Publications, Related Products, Reviews, Research Tools and Images at:
www.novusbio.com/NBP2-76405

Updated 2/24/2026 v.20.1

Earn rewards for product
reviews and publications.

Submit a publication at www.novusbio.com/publications

Submit a review at www.novusbio.com/reviews/destination/NBP2-76405

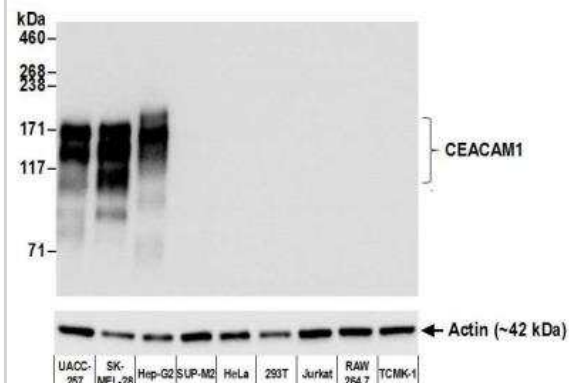


NBP2-76405**CEACAM1/CD66a Antibody (BLR032F)**

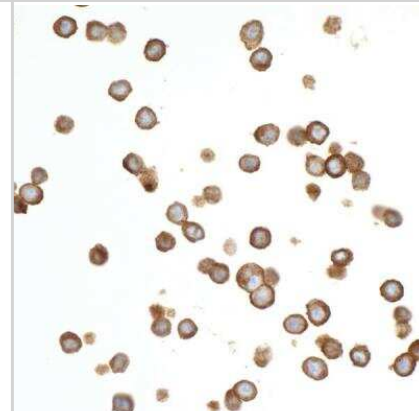
Product Information	
Unit Size	100 ul
Concentration	Please see the vial label for concentration. If unlisted please contact technical services.
Storage	Store at 2 - 8 C / 1 year from date of receipt
Clonality	Monoclonal
Clone	BLR032F
Preservative	0.09% Sodium Azide
Isotype	IgG
Purity	Antigen Affinity-purified
Buffer	Borate Buffered Saline (BBS) pH 8.2 with 0.1% BSA
Product Description	
Description	Novus Biologicals Rabbit CEACAM1/CD66a Antibody (BLR032F) (NBP2-76405) is a recombinant monoclonal antibody validated for use in IHC, WB, ICC/IF and IP. All Novus Biologicals antibodies are covered by our 100% guarantee.
Host	Rabbit
Gene ID	634
Gene Symbol	CEACAM1
Species	Human
Immunogen	Recombinant protein representing the extracellular domain of human CEACAM1.
Notes	This Product sold under License from Bethyl Laboratories, Inc.
Product Application Details	
Applications	Western Blot, Immunohistochemistry-Paraffin, Immunocytochemistry/ Immunofluorescence, Immunohistochemistry, Immunoprecipitation
Recommended Dilutions	Western Blot 1:1000, Immunohistochemistry 1:100 - 1:500, Immunocytochemistry/ Immunofluorescence 1:100 to 1:500, Immunoprecipitation 20 ul/1 mg lysate, Immunohistochemistry-Paraffin
Application Notes	Epitope retrieval with citrate buffer pH6.0 is recommended for FFPE tissue sections.

Images

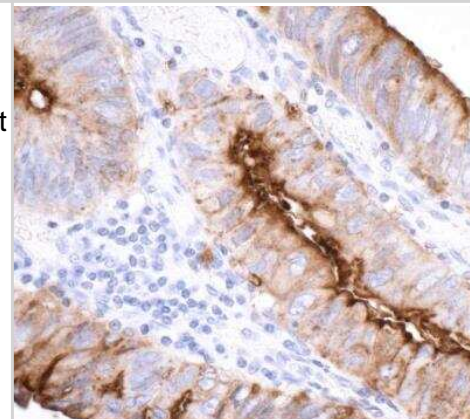
Western Blot: CEACAM1/CD66a Antibody (BLR032F) [NBP2-76405] - Detection of human CEACAM1 by WB of UACC-257, SK-MEL-28, Hep-G2, SUP-M2, HeLa, HEK293T, Jurkat, RAW 264.7, and TCMK-1 lysate. Antibody: Rabbit anti-CEACAM1 recombinant monoclonal [BLR032F] (NBP2-76405). Secondary: HRP-conjugated goat anti-rabbit IgG (A120-101P). Lower Panel: Rabbit anti-Actin.



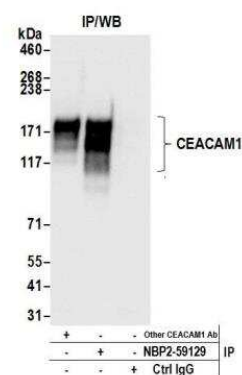
Immunocytochemistry: CEACAM1/CD66a Antibody (BLR032F) [NBP2-76405] - Detection of human CEACAM1 in FFPE HT-29 cells by ICC. Antibody: Rabbit anti-CEACAM1 recombinant monoclonal [BLR032F] (NBP2-76405). Secondary: HRP-conjugated goat anti-rabbit IgG. Substrate: DAB.



Immunohistochemistry-Paraffin: CEACAM1/CD66a Antibody (BLR032F) [NBP2-76405] - Detection of human CEACAM1 in FFPE colon carcinoma by ICC. Antibody: Rabbit anti-CEACAM1 recombinant monoclonal [BLR032F] (NBP2-76405). Secondary: HRP-conjugated goat anti-rabbit IgG. Substrate: DAB.



CEACAM1/CD66a Antibody (BLR032F) [NBP2-76405] - Detection of human CEACAM1 by WB of immunoprecipitates from UACC-257 lysate. Antibodies: Rabbit anti-CEACAM1 recombinant monoclonal [BLR032F] NBP2-76405 and rabbit anti-CEACAM1 recombinant monoclonal.





Novus Biologicals USA

10730 E. Briarwood Avenue
Centennial, CO 80112
USA
Phone: 303.730.1950
Toll Free: 1.888.506.6887
Fax: 303.730.1966
nb-customerservice@bio-techne.com

Bio-Techne Canada

21 Canmotor Ave
Toronto, ON M8Z 4E6
Canada
Phone: 905.827.6400
Toll Free: 855.668.8722
Fax: 905.827.6402
canada.inquires@bio-techne.com

Bio-Techne Ltd

19 Barton Lane
Abingdon Science Park
Abingdon, OX14 3NB, United Kingdom
Phone: (44) (0) 1235 529449
Free Phone: 0800 37 34 15
Fax: (44) (0) 1235 533420
info.EMEA@bio-techne.com

General Contact Information

www.novusbio.com
Technical Support: nb-technical@bio-techne.com
Orders: nb-customerservice@bio-techne.com
General: novus@novusbio.com

Products Related to NBP2-76405

NBP2-33376H	Blue Marker Antibody (6F4-F6) [HRP]
HAF008	Goat anti-Rabbit IgG Secondary Antibody [HRP]
NB7160	Goat anti-Rabbit IgG (H+L) Secondary Antibody [HRP]
NBP2-24891	Rabbit IgG Isotype Control

Limitations

This product is for research use only and is not approved for use in humans or in clinical diagnosis. Primary Antibodies are guaranteed for 1 year from date of receipt.

For more information on our 100% guarantee, please visit www.novusbio.com/guarantee

Earn gift cards/discounts by submitting a review: www.novusbio.com/reviews/submit/NBP2-76405

Earn gift cards/discounts by submitting a publication using this product:
www.novusbio.com/publications

