

Product Datasheet

RPA2 [p Ser8, p Ser4] Antibody (BL-165-5F1) - BSA Free NBP2-76396

Unit Size: 100 ul

Store at 2 - 8 C / 1 year from date of receipt

www.novusbio.com



technical@novusbio.com

Protocols, Publications, Related Products, Reviews, Research Tools and Images at:
www.novusbio.com/NBP2-76396

Updated 2/24/2026 v.20.1

Earn rewards for product
reviews and publications.

Submit a publication at www.novusbio.com/publications

Submit a review at www.novusbio.com/reviews/destination/NBP2-76396



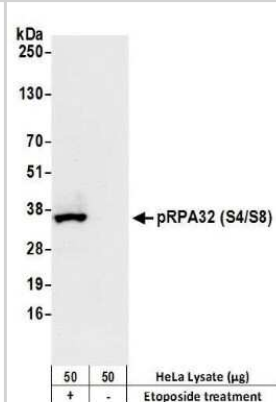
NBP2-76396

RPA2 [p Ser8, p Ser4] Antibody (BL-165-5F1) - BSA Free

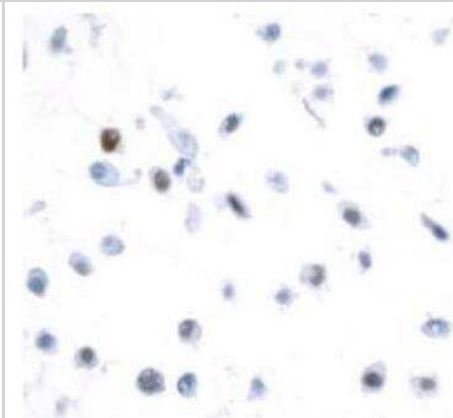
Product Information	
Unit Size	100 ul
Concentration	Please see the vial label for concentration. If unlisted please contact technical services.
Storage	Store at 2 - 8 C / 1 year from date of receipt
Clonality	Monoclonal
Clone	BL-165-5F1
Preservative	0.09% Sodium Azide
Isotype	IgG
Purity	Antigen Affinity-purified
Buffer	Borate Buffered Saline (BBS) pH 8.2
Product Description	
Description	Novus Biologicals Rabbit RPA2 [p Ser8, p Ser4] Antibody (BL-165-5F1) - BSA Free (NBP2-76396) is a recombinant monoclonal antibody validated for use in WB, Flow, ICC/IF and IP. All Novus Biologicals antibodies are covered by our 100% guarantee.
Host	Rabbit
Gene ID	6118
Gene Symbol	RPA2
Species	Human
Immunogen	Immunogen was a dually phosphorylated synthetic peptide, which represented a portion of human replication protein A2, 32 kDa surrounding phosphorylated serines that corresponded to positions 4 and 8 using the numbering given in entry NP_002937.1 (GeneID 6118).
Notes	This Product sold under License from Bethyl Laboratories, Inc.
Product Application Details	
Applications	Western Blot, Flow Cytometry, Immunocytochemistry/ Immunofluorescence, Immunoprecipitation
Recommended Dilutions	Western Blot 1:1000, Flow Cytometry, Immunocytochemistry/ Immunofluorescence 1:1000 - 1:5000, Immunoprecipitation 6 ul/1.0 mg lysate
Application Notes	Epitope retrieval with citrate buffer pH6.0 is recommended for FFPE cell sections.

Images

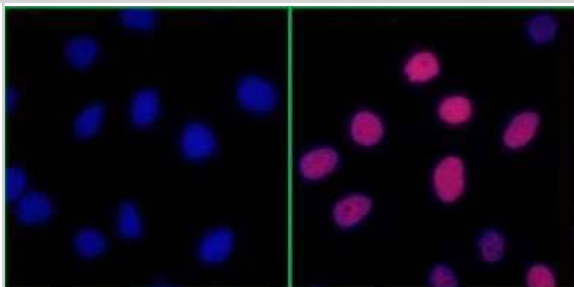
Western Blot: RPA2 [p Ser8, p Ser4] Antibody (BL-165-5F1) [NBP2-76396] - Detection of human Phospho RPA32 (S4/S8) by WB of HeLa lysate treated with 100 μ M EPE (+) or mock treated (-). Antibodies: Rabbit anti-Phospho RPA32 (S4/S8) recombinant monoclonal [BL-165-5F1] (NBP2-76396). Secondary: HRP-conjugated goat anti-rabbit IgG.



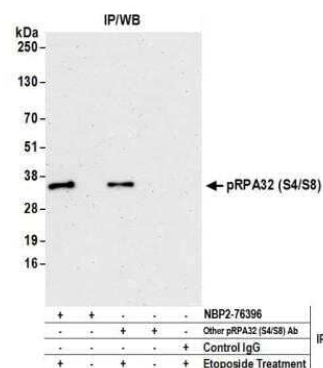
Immunocytochemistry/Immunofluorescence: RPA2 [p Ser8, p Ser4] Antibody (BL-165-5F1) [NBP2-76396] - Rabbit anti-Phospho RPA32 (S4/S8) recombinant monoclonal antibody [BL-165-5F1] . Secondary: HRP-conjugated goat anti-rabbit IgG. Substrate: DAB.



Immunocytochemistry/Immunofluorescence: RPA2 [p Ser8, p Ser4] Antibody (BL-165-5F1) [NBP2-76396] - Detection of Human Phospho RPA32 (S4/S8) in NBF-fixed HeLa cells treated with EPE (right) or mock treated (left) by ICC-IF. Antibody: Rabbit anti-Phospho RPA32 (S4/S8) recombinant monoclonal [BL-165-5F1] (NBP2-76396). Detection: DyLight® 594-conjugated goat anti-rabbit IgG. Counterstain: DAPI (blue).



Immunoprecipitation: RPA2 [p Ser8, p Ser4] Antibody (BL-165-5F1) [NBP2-76396] - Detection of human Phospho RPA32 (S4/S8) by WB of immunoprecipitates from HeLa lysate treated with 100 μ M EPE (+) or mock treated (-). Antibodies: Rabbit anti-Phospho RPA32 (S4/S8) recombinant monoclonal [BL-165-5F1] (NBP2-76396) and another rabbit anti-RPA32 antibody.





Novus Biologicals USA

10730 E. Briarwood Avenue
Centennial, CO 80112
USA
Phone: 303.730.1950
Toll Free: 1.888.506.6887
Fax: 303.730.1966
nb-customerservice@bio-techne.com

Bio-Techne Canada

21 Canmotor Ave
Toronto, ON M8Z 4E6
Canada
Phone: 905.827.6400
Toll Free: 855.668.8722
Fax: 905.827.6402
canada.inquires@bio-techne.com

Bio-Techne Ltd

19 Barton Lane
Abingdon Science Park
Abingdon, OX14 3NB, United Kingdom
Phone: (44) (0) 1235 529449
Free Phone: 0800 37 34 15
Fax: (44) (0) 1235 533420
info.EMEA@bio-techne.com

General Contact Information

www.novusbio.com
Technical Support: nb-technical@bio-techne.com
Orders: nb-customerservice@bio-techne.com
General: novus@novusbio.com

Products Related to NBP2-76396

NBP2-33376H	Blue Marker Antibody (6F4-F6) [HRP]
HAF008	Goat anti-Rabbit IgG Secondary Antibody [HRP]
NB7160	Goat anti-Rabbit IgG (H+L) Secondary Antibody [HRP]
NBP2-24891	Rabbit IgG Isotype Control

Limitations

This product is for research use only and is not approved for use in humans or in clinical diagnosis. Primary Antibodies are guaranteed for 1 year from date of receipt.

For more information on our 100% guarantee, please visit www.novusbio.com/guarantee

Earn gift cards/discounts by submitting a review: www.novusbio.com/reviews/submit/NBP2-76396

Earn gift cards/discounts by submitting a publication using this product:
www.novusbio.com/publications

