

Product Datasheet

PBEF/Visfatin/NAMPT Antibody (BLR058F) NBP2-76368

Unit Size: 100 ul

Store at 2 - 8 C / 1 year from date of receipt

www.novusbio.com



technical@novusbio.com

Protocols, Publications, Related Products, Reviews, Research Tools and Images at:
www.novusbio.com/NBP2-76368

Updated 2/24/2026 v.20.1

Earn rewards for product
reviews and publications.

Submit a publication at www.novusbio.com/publications

Submit a review at www.novusbio.com/reviews/destination/NBP2-76368



NBP2-76368

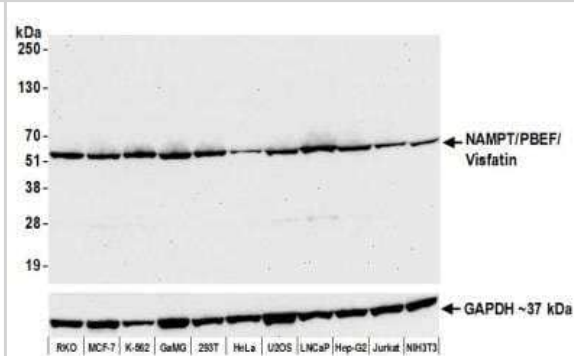
PBEF/Visfatin/NAMPT Antibody (BLR058F)

Product Information	
Unit Size	100 ul
Concentration	Please see the vial label for concentration. If unlisted please contact technical services.
Storage	Store at 2 - 8 C / 1 year from date of receipt
Clonality	Monoclonal
Clone	BLR058F
Preservative	0.09% Sodium Azide
Isotype	IgG
Purity	Antigen Affinity-purified
Buffer	Phosphate Buffered Saline (PBS), BSA-Free
Product Description	
Description	Novus Biologicals Rabbit PBEF/Visfatin/NAMPT Antibody (BLR058F) (NBP2-76368) is a recombinant monoclonal antibody validated for use in IHC, WB, Flow, ICC/IF and IP. All Novus Biologicals antibodies are covered by our 100% guarantee.
Host	Rabbit
Gene ID	10135
Gene Symbol	NAMPT
Species	Human, Mouse
Immunogen	Immunogen sequence between amino acids 400 and 450
Notes	This Product sold under License from Bethyl Laboratories, Inc.
Product Application Details	
Applications	Western Blot, Immunohistochemistry-Paraffin, Flow Cytometry, Immunocytochemistry/ Immunofluorescence, Immunohistochemistry, Immunoprecipitation
Recommended Dilutions	Western Blot 1:1000, Flow Cytometry Fixed in 4% formaldehyde and permeabilized with 90% methanol. 1 µl, Immunohistochemistry 1:100 - 1:500, Immunocytochemistry/ Immunofluorescence 1:100 to 1:500, Immunoprecipitation 5 ul/1 mg lysate, Immunohistochemistry-Paraffin 1:100 to 1:500
Application Notes	Epitope retrieval with citrate buffer pH6.0 is recommended for FFPE cell sections.

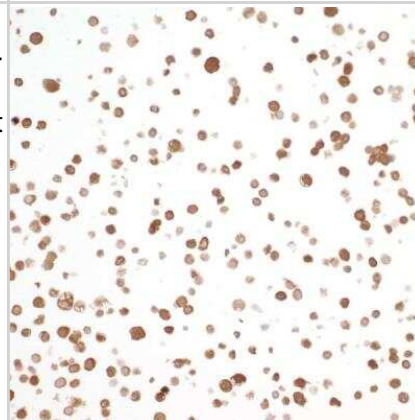


Images

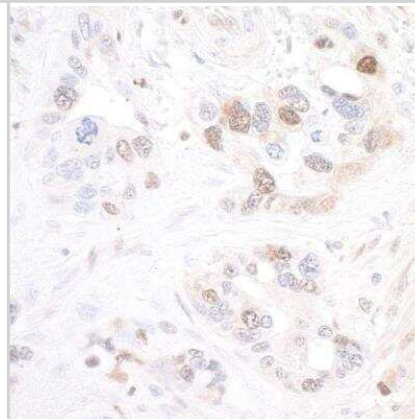
Western Blot: PBEF/Visfatin/NAMPT Antibody (BLR058F) [NBP2-76368]
 - Detection of human and mouse NAMPT/PBEF/Visfatin by WB of RKO, MCF-7, K-562, GaMG, HEK293T, HeLa, U2OS, LNCaP, Hep-G2, Jurkat, and NIH 3T3 lysate. Antibody: Rabbit anti-NAMPT/PBEF/Visfatin recombinant monoclonal [BLR058F] (NBP2-76368). Secondary: HRP-conjugated goat anti-rabbit IgG (A120-101P). Lower Panel: Rabbit anti-GAPDH.



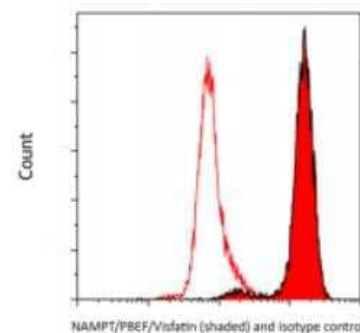
Immunocytochemistry: PBEF/Visfatin/NAMPT Antibody (BLR058F) [NBP2-76368]
 - Detection of human NAMPT/PBEF/Visfatin in FFPE NCI-H460 by ICC. Antibody: Rabbit anti-NAMPT/PBEF/Visfatin recombinant monoclonal [BLR058F] (NBP2-76368). Secondary: HRP-conjugated goat anti-rabbit IgG. Substrate: DAB.



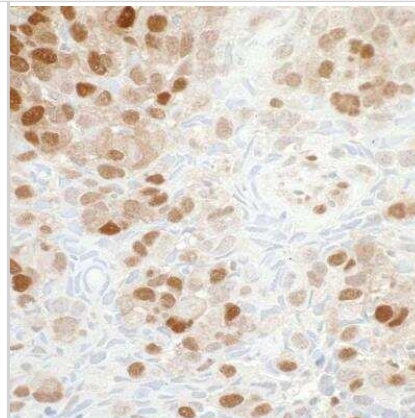
Immunohistochemistry: PBEF/Visfatin/NAMPT Antibody (BLR058F) [NBP2-76368]
 - Detection of human NAMPT/PBEF/Visfatin in FFPE ovarian carcinoma by IHC. Antibody: Rabbit anti-NAMPT/PBEF/Visfatin recombinant monoclonal [BLR058F] (NBP2-76368). Secondary: HRP-conjugated goat anti-rabbit IgG. Substrate: DAB.



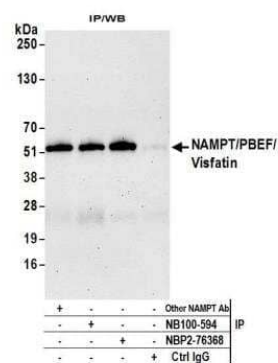
Flow Cytometry: PBEF/Visfatin/NAMPT Antibody (BLR058F) [NBP2-76368]
 - Rabbit anti-NAMPT/PBEF/Visfatin recombinant monoclonal [BLR058F] or isotype control (unshaded). Secondary: DyLight® 650-conjugated goat anti-rabbit IgG.



Immunohistochemistry: PBEF/Visfatin/NAMPT Antibody (BLR058F) [NBP2-76368] - Detection of human NAMPT/PBEF/Visfatin in FFPE breast carcinoma by IHC. Antibody: Rabbit anti-NAMPT/PBEF/Visfatin recombinant monoclonal [BLR058F] (NBP2-76368). Secondary: HRP-conjugated goat anti-rabbit IgG. Substrate: DAB.



Immunoprecipitation: PBEF/Visfatin/NAMPT Antibody (BLR058F) [NBP2-76368] - Detection of human NAMPT/PBEF/Visfatin by WB of immunoprecipitates from HEK293T lysate. Antibodies: Rabbit anti-NAMPT/PBEF/Visfatin recombinant monoclonal [BLR058F] (NBP2-76368), rabbit anti-NAMPT/PBEF/Visfatin antibodies NB100-594, and one other rabbit anti-NAMPT/PBEF/Visfatin antibody.





Novus Biologicals USA

10730 E. Briarwood Avenue
Centennial, CO 80112
USA
Phone: 303.730.1950
Toll Free: 1.888.506.6887
Fax: 303.730.1966
nb-customerservice@bio-techne.com

Bio-Techne Canada

21 Canmotor Ave
Toronto, ON M8Z 4E6
Canada
Phone: 905.827.6400
Toll Free: 855.668.8722
Fax: 905.827.6402
canada.inquires@bio-techne.com

Bio-Techne Ltd

19 Barton Lane
Abingdon Science Park
Abingdon, OX14 3NB, United Kingdom
Phone: (44) (0) 1235 529449
Free Phone: 0800 37 34 15
Fax: (44) (0) 1235 533420
info.EMEA@bio-techne.com

General Contact Information

www.novusbio.com
Technical Support: nb-technical@bio-techne.com
Orders: nb-customerservice@bio-techne.com
General: novus@novusbio.com

Products Related to NBP2-76368

NBP2-33376H	Blue Marker Antibody (6F4-F6) [HRP]
HAF008	Goat anti-Rabbit IgG Secondary Antibody [HRP]
NB7160	Goat anti-Rabbit IgG (H+L) Secondary Antibody [HRP]
NBP2-24891	Rabbit IgG Isotype Control

Limitations

This product is for research use only and is not approved for use in humans or in clinical diagnosis. Primary Antibodies are guaranteed for 1 year from date of receipt.

For more information on our 100% guarantee, please visit www.novusbio.com/guarantee

Earn gift cards/discounts by submitting a review: www.novusbio.com/reviews/submit/NBP2-76368

Earn gift cards/discounts by submitting a publication using this product:
www.novusbio.com/publications

