

Product Datasheet

HLA Class I Antibody NBP2-75928

Unit Size: 100 ul

Store at 4C short term. Aliquot and store at -20C long term. Avoid freeze-thaw cycles.

www.novusbio.com



technical@novusbio.com

Protocols, Publications, Related Products, Reviews, Research Tools and Images at:
www.novusbio.com/NBP2-75928

Updated 9/9/2025 v.20.1

Earn rewards for product
reviews and publications.

Submit a publication at www.novusbio.com/publications

Submit a review at www.novusbio.com/reviews/destination/NBP2-75928



NBP2-75928

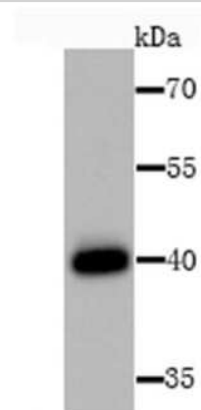
HLA Class I Antibody

Product Information	
Unit Size	100 ul
Concentration	1 mg/ml
Storage	Store at 4C short term. Aliquot and store at -20C long term. Avoid freeze-thaw cycles.
Clonality	Polyclonal
Preservative	0.05% Sodium Azide
Isotype	IgG
Purity	Protein A purified
Buffer	PBS (pH7.4), 0.2% BSA, 50% Glycerol
Target Molecular Weight	41 kDa
Product Description	
Description	Novus Biologicals Rabbit HLA Class I Antibody (NBP2-75928) is a polyclonal antibody validated for use in IHC, WB and Flow. All Novus Biologicals antibodies are covered by our 100% guarantee.
Host	Rabbit
Gene ID	3105
Gene Symbol	HLA-A
Species	Human
Immunogen	Recombinant protein within Human HLA Class I aa 125-325 / 362. (SwissProt: P30443 Human; SwissProt: P01889 Human; SwissProt: P30499 Human)
Product Application Details	
Applications	Western Blot, Immunohistochemistry-Paraffin, Flow Cytometry, Immunohistochemistry
Recommended Dilutions	Western Blot 1:500-1:2000, Flow Cytometry 1:50-1:200, Immunohistochemistry, Immunohistochemistry-Paraffin 1:200-1:500

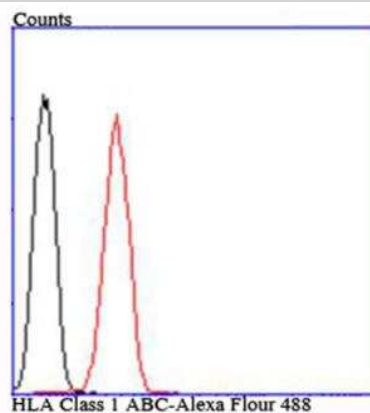


Images

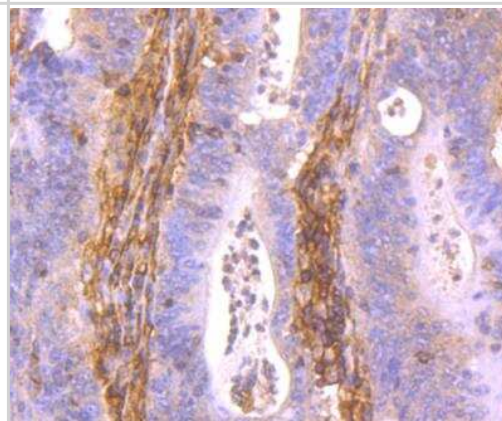
Western Blot: HLA Class I Antibody [NBP2-75928] - Western blot analysis of HLA Class I on Hela cell lysate using anti-HLA Class I antibody at 1/1,000 dilution.



Flow Cytometry: HLA Class I Antibody [NBP2-75928] - analysis of Jurkat cells with HLA Class 1 ABC antibody at 1/100 dilution (red) compared with an unlabelled control (cells without incubation with primary antibody; black).



Immunohistochemistry-Paraffin: HLA Class I Antibody [NBP2-75928] - analysis of paraffin-embedded human colon cancer tissue using anti-HLA Class 1 ABC antibody. Counter stained with hematoxylin.





Novus Biologicals USA

10730 E. Briarwood Avenue
Centennial, CO 80112
USA
Phone: 303.730.1950
Toll Free: 1.888.506.6887
Fax: 303.730.1966
nb-customerservice@bio-techne.com

Bio-Techne Canada

21 Canmotor Ave
Toronto, ON M8Z 4E6
Canada
Phone: 905.827.6400
Toll Free: 855.668.8722
Fax: 905.827.6402
canada.inquires@bio-techne.com

Bio-Techne Ltd

19 Barton Lane
Abingdon Science Park
Abingdon, OX14 3NB, United Kingdom
Phone: (44) (0) 1235 529449
Free Phone: 0800 37 34 15
Fax: (44) (0) 1235 533420
info.EMEA@bio-techne.com

General Contact Information

www.novusbio.com
Technical Support: nb-technical@bio-techne.com
Orders: nb-customerservice@bio-techne.com
General: novus@novusbio.com

Products Related to NBP2-75928

NBP2-33376H	Blue Marker Antibody (6F4-F6) [HRP]
HAF008	Goat anti-Rabbit IgG Secondary Antibody [HRP]
NB7160	Goat anti-Rabbit IgG (H+L) Secondary Antibody [HRP]
NBP2-24891	Rabbit IgG Isotype Control

Limitations

This product is for research use only and is not approved for use in humans or in clinical diagnosis. Primary Antibodies are guaranteed for 1 year from date of receipt.

For more information on our 100% guarantee, please visit www.novusbio.com/guarantee

Earn gift cards/discounts by submitting a review: www.novusbio.com/reviews/submit/NBP2-75928

Earn gift cards/discounts by submitting a publication using this product:
www.novusbio.com/publications

