

# Product Datasheet

## CD25/IL-2R alpha Antibody (Basiliximab) - Chimeric - Azide and BSA Free NBP2-75902-0.2mg

Unit Size: 0.2 mg

Store at 4C for up to 3 months. For longer storage, aliquot and store at -20C.

[www.novusbio.com](http://www.novusbio.com)



[technical@novusbio.com](mailto:technical@novusbio.com)

Protocols, Publications, Related Products, Reviews, Research Tools and Images at:  
[www.novusbio.com/NBP2-75902](http://www.novusbio.com/NBP2-75902)

Updated 9/9/2025 v.20.1

Earn rewards for product  
reviews and publications.

Submit a publication at [www.novusbio.com/publications](http://www.novusbio.com/publications)

Submit a review at [www.novusbio.com/reviews/destination/NBP2-75902](http://www.novusbio.com/reviews/destination/NBP2-75902)



**NBP2-75902-0.2mg**

CD25/IL-2R alpha Antibody (Basiliximab) - Chimeric - Azide and BSA Free

Product Information	
Unit Size	0.2 mg
Concentration	1 mg/ml
Storage	Store at 4C for up to 3 months. For longer storage, aliquot and store at -20C.
Clonality	Monoclonal
Clone	Basiliximab
Preservative	0.02% Proclin 300
Isotype	IgG1 Kappa
Purity	Protein A purified
Buffer	PBS

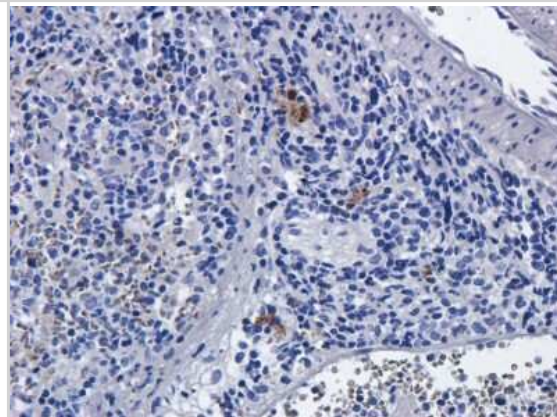
Product Description	
Description	Novus Biologicals Human CD25/IL-2R alpha Antibody (Basiliximab) - Chimeric - Azide and BSA Free (NBP2-75902) is a monoclonal antibody validated for use in IHC, WB, Flow and ICC/IF. All Novus Biologicals antibodies are covered by our 100% guarantee.
Host	Human
Gene ID	3559
Gene Symbol	IL2RA
Species	Human, Cynomolgus Monkey, Rhesus Macaque
Specificity/Sensitivity	Basiliximab recognises the human IL-2R and binds to the epitope (116)ERIYHFV (122) within the extracellular domain of the CD25 subunit -binding is abolished when 2 or more residues within the epitope are mutated. This epitope overlaps with the interaction site of CD25 and IL-2. CD25 is found in the high-affinity IL-2R ((alpha)(beta)(gamma)c) -T cells only express CD25 upon activation. IL-2 binding to IL-2R on T cells modulates proliferation and differentiation.
Immunogen	Basiliximab was prepared by immunizing BALB/c mice with CTC 16 cells.

Product Application Details	
Applications	Western Blot, Flow Cytometry, Immunocytochemistry/ Immunofluorescence, Immunohistochemistry, Block/Neutralize
Recommended Dilutions	Western Blot, Flow Cytometry, Immunohistochemistry, Immunocytochemistry/ Immunofluorescence, Block/Neutralize
Application Notes	NOT FOR THERAPEUTIC USE - This is a research-grade biosimilar. This is a chimeric antibody created for improved compatibility with existing reagents, assays and techniques.

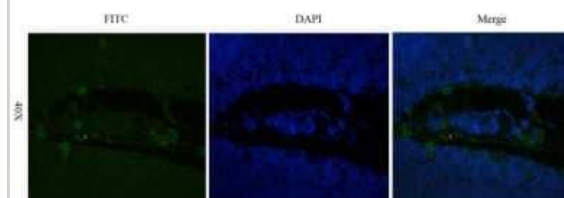


## Images


**Immunohistochemistry:** CD25/IL-2R alpha Antibody (Basiliximab) - Chimeric [NBP2-75902] - Formalin fixed rat spleen slices were stained with a NBP2-75902 at 5 ug/ml. The anti-human CD25 antibody NBP2-75902 also shows some cross-reactivity with rat in IHC.



**Immunocytochemistry/Immunofluorescence:** CD25/IL-2R alpha Antibody (Basiliximab) - Chimeric [NBP2-75902] - Formaldehyde-fixed rat thymus slices were stained with NBP2-75902 at 5 ug/ml and detected with a FITC-conjugated secondary antibody. Ab00188 shows weak labelling of rat cells by IF.



**Western Blot:** CD25/IL-2R alpha Antibody (Basiliximab) - Chimeric - Azide and BSA Free [NBP2-75902] - Human thyroid cancer (lane 1), rat spleen (lane 2), mouse lymph node (lane 3), mouse thymus (lane 4) and rat small intestines (lane 5) samples were resolved on a 10% SDS PAGE gel and blots probed with NBP2-75902 at 1 ug/ml before being detected by a secondary antibody.





### **Novus Biologicals USA**

10730 E. Briarwood Avenue  
Centennial, CO 80112  
USA  
Phone: 303.730.1950  
Toll Free: 1.888.506.6887  
Fax: 303.730.1966  
nb-customerservice@bio-techne.com

### **Bio-Techne Canada**

21 Canmotor Ave  
Toronto, ON M8Z 4E6  
Canada  
Phone: 905.827.6400  
Toll Free: 855.668.8722  
Fax: 905.827.6402  
canada.inquires@bio-techne.com

### **Bio-Techne Ltd**

19 Barton Lane  
Abingdon Science Park  
Abingdon, OX14 3NB, United Kingdom  
Phone: (44) (0) 1235 529449  
Free Phone: 0800 37 34 15  
Fax: (44) (0) 1235 533420  
info.EMEA@bio-techne.com

### **General Contact Information**

www.novusbio.com  
Technical Support: nb-technical@bio-techne.com  
Orders: nb-customerservice@bio-techne.com  
General: novus@novusbio.com

### **Products Related to NBP2-75902-0.2mg**

---

NBP2-33376H	Blue Marker Antibody (6F4-F6) [HRP]
G-102-C	Goat anti-Human IgG Secondary Antibody [Unconjugated]
NB7446	Goat anti-Human IgG Fc Secondary Antibody
NBP3-06872-0.1mg	Human IgG1 Kappa Isotype Control

---

### **Limitations**

This product is for research use only and is not approved for use in humans or in clinical diagnosis. Primary Antibodies are guaranteed for 1 year from date of receipt.

For more information on our 100% guarantee, please visit [www.novusbio.com/guarantee](http://www.novusbio.com/guarantee)

Earn gift cards/discounts by submitting a review: [www.novusbio.com/reviews/submit/NBP2-75902](http://www.novusbio.com/reviews/submit/NBP2-75902)

Earn gift cards/discounts by submitting a publication using this product:  
[www.novusbio.com/publications](http://www.novusbio.com/publications)

