

# Product Datasheet

## Rev-erb A alpha/NR1D1 Antibody (JU34-31) NBP2-75645

Unit Size: 100 ul

Store at 4C short term. Aliquot and store at -20C long term. Avoid freeze-thaw cycles.

[www.novusbio.com](http://www.novusbio.com)



[technical@novusbio.com](mailto:technical@novusbio.com)

### Publications: 1

Protocols, Publications, Related Products, Reviews, Research Tools and Images at:  
[www.novusbio.com/NBP2-75645](http://www.novusbio.com/NBP2-75645)

Updated 2/24/2026 v.20.1

Earn rewards for product  
reviews and publications.

Submit a publication at [www.novusbio.com/publications](http://www.novusbio.com/publications)

Submit a review at [www.novusbio.com/reviews/destination/NBP2-75645](http://www.novusbio.com/reviews/destination/NBP2-75645)



**NBP2-75645**

Rev-erb A alpha/NR1D1 Antibody (JU34-31)

Product Information	
Unit Size	100 ul
Concentration	1 mg/ml
Storage	Store at 4C short term. Aliquot and store at -20C long term. Avoid freeze-thaw cycles.
Clonality	Monoclonal
Clone	JU34-31
Preservative	0.05% Sodium Azide
Isotype	IgG
Purity	Protein A purified
Buffer	TBS (pH7.4), 0.05% BSA, 40% Glycerol
Target Molecular Weight	67 kDa

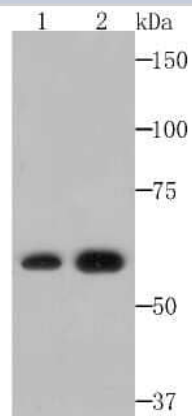
Product Description	
Description	Novus Biologicals Rabbit Rev-erb A alpha/NR1D1 Antibody (JU34-31) (NBP2-75645) is a recombinant monoclonal antibody validated for use in IHC and WB. Anti-Rev-erb A alpha/NR1D1 Antibody: Cited in 1 publication. All Novus Biologicals antibodies are covered by our 100% guarantee.
Host	Rabbit
Gene ID	9572
Gene Symbol	NR1D1
Species	Human, Mouse
Immunogen	Recombinant protein within Human Rev-erb A alpha/NR1D1 aa 510-614 / 614. (SwissProt: P20393 Human; SwissProt: Q3UV55 Mouse)

Product Application Details	
Applications	Western Blot, Immunohistochemistry-Paraffin, Immunohistochemistry
Recommended Dilutions	Western Blot 1:500-1:1000, Immunohistochemistry, Immunohistochemistry-Paraffin 1:100



**Images**

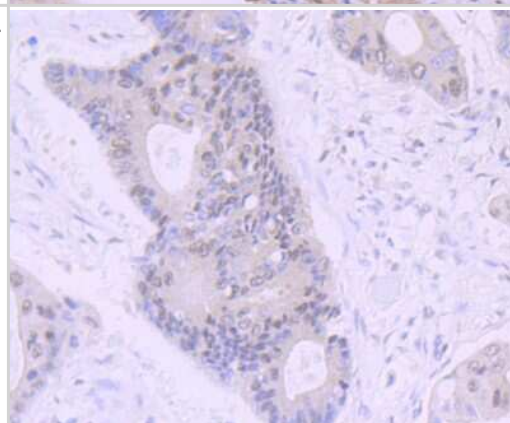
Western Blot: Rev-erb A alpha/NR1D1 Antibody (JU34-31) [NBP2-75645] - Analysis of NR1D1 on HepG2 and SiHa cell lysates using anti-NR1D1 antibody at 1/500 dilution.



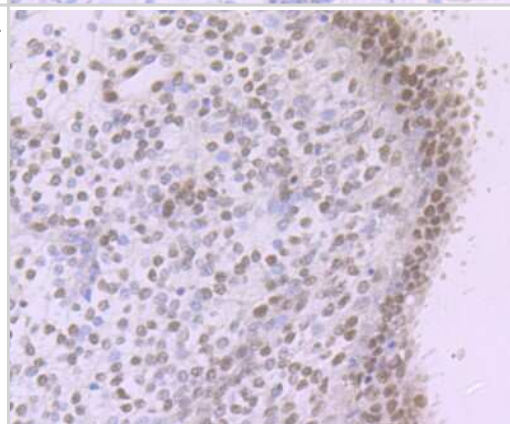
Immunohistochemistry-Paraffin: Rev-erb A alpha/NR1D1 Antibody (JU34-31) [NBP2-75645] - Analysis of paraffin-embedded mouse fallopian tubes using anti-NR1D1 antibody. Counter stained with hematoxylin.



Immunohistochemistry-Paraffin: Rev-erb A alpha/NR1D1 Antibody (JU34-31) [NBP2-75645] - Analysis of paraffin-embedded human colon cancer tissue using anti-NR1D1 antibody. Counter stained with hematoxylin.



Immunohistochemistry-Paraffin: Rev-erb A alpha/NR1D1 Antibody (JU34-31) [NBP2-75645] - Analysis of paraffin-embedded human uterus tissue using anti-NR1D1 antibody. Counter stained with hematoxylin.



## Publications

Xinhui Wu, I. Sophie T. Bos, Thomas M. Conlon, Meshal Ansari, Vicky Verschut, Luke van der Koog, Lars A. Verkleij, Angela D'Ambrosi, Aleksey Matveyenko, Herbert B. Schiller, Melanie Königshoff, Martina Schmidt, Loes E. M. Kistemaker, Ali Önder Yildirim, Reinoud Gosens A transcriptomics-guided drug target discovery strategy identifies receptor ligands for lung regeneration Science Advances 2022-03-01 [PMID: 35319981]





### **Novus Biologicals USA**

10730 E. Briarwood Avenue  
Centennial, CO 80112  
USA  
Phone: 303.730.1950  
Toll Free: 1.888.506.6887  
Fax: 303.730.1966  
nb-customerservice@bio-techne.com

### **Bio-Techne Canada**

21 Canmotor Ave  
Toronto, ON M8Z 4E6  
Canada  
Phone: 905.827.6400  
Toll Free: 855.668.8722  
Fax: 905.827.6402  
canada.inquires@bio-techne.com

### **Bio-Techne Ltd**

19 Barton Lane  
Abingdon Science Park  
Abingdon, OX14 3NB, United Kingdom  
Phone: (44) (0) 1235 529449  
Free Phone: 0800 37 34 15  
Fax: (44) (0) 1235 533420  
info.EMEA@bio-techne.com

### **General Contact Information**

www.novusbio.com  
Technical Support: nb-technical@bio-techne.com  
Orders: nb-customerservice@bio-techne.com  
General: novus@novusbio.com

### **Products Related to NBP2-75645**

---

NBP2-33376H	Blue Marker Antibody (6F4-F6) [HRP]
HAF008	Goat anti-Rabbit IgG Secondary Antibody [HRP]
NB7160	Goat anti-Rabbit IgG (H+L) Secondary Antibody [HRP]
NBP2-24891	Rabbit IgG Isotype Control

---

### **Limitations**

This product is for research use only and is not approved for use in humans or in clinical diagnosis. Primary Antibodies are guaranteed for 1 year from date of receipt.

For more information on our 100% guarantee, please visit [www.novusbio.com/guarantee](http://www.novusbio.com/guarantee)

Earn gift cards/discounts by submitting a review: [www.novusbio.com/reviews/submit/NBP2-75645](http://www.novusbio.com/reviews/submit/NBP2-75645)

Earn gift cards/discounts by submitting a publication using this product:  
[www.novusbio.com/publications](http://www.novusbio.com/publications)

