

# Product Datasheet

## MAL Antibody (B5-G3) NBP2-75563

Unit Size: 100 ul

Store at 4C short term. Aliquot and store at -20C long term. Avoid freeze-thaw cycles.

[www.novusbio.com](http://www.novusbio.com)



[technical@novusbio.com](mailto:technical@novusbio.com)

Protocols, Publications, Related Products, Reviews, Research Tools and Images at:  
[www.novusbio.com/NBP2-75563](http://www.novusbio.com/NBP2-75563)

Updated 9/9/2025 v.20.1

Earn rewards for product  
reviews and publications.

Submit a publication at [www.novusbio.com/publications](http://www.novusbio.com/publications)

Submit a review at [www.novusbio.com/reviews/destination/NBP2-75563](http://www.novusbio.com/reviews/destination/NBP2-75563)



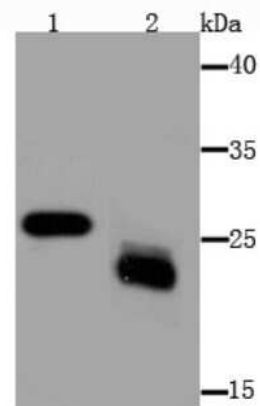
**NBP2-75563**

MAL Antibody (B5-G3)

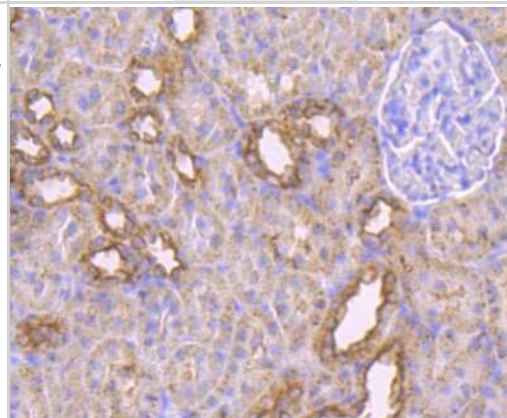
Product Information	
<b>Unit Size</b>	100 ul
<b>Concentration</b>	2 mg/ml
<b>Storage</b>	Store at 4C short term. Aliquot and store at -20C long term. Avoid freeze-thaw cycles.
<b>Clonality</b>	Monoclonal
<b>Clone</b>	B5-G3
<b>Preservative</b>	0.05% Sodium Azide
<b>Isotype</b>	IgG1
<b>Purity</b>	Immunogen affinity purified
<b>Buffer</b>	PBS (pH7.4), 0.2% BSA, 50% Glycerol
<b>Target Molecular Weight</b>	25 kDa
Product Description	
<b>Description</b>	Novus Biologicals Mouse MAL Antibody (B5-G3) (NBP2-75563) is a monoclonal antibody validated for use in IHC, WB and Flow. All Novus Biologicals antibodies are covered by our 100% guarantee.
<b>Host</b>	Mouse
<b>Gene ID</b>	4118
<b>Gene Symbol</b>	MAL
<b>Species</b>	Human, Mouse, Rat
<b>Reactivity Notes</b>	Mouse blocking reagent may be needed for IHC and ICC experiments to reduce high background signal. You can find these reagents under catalog numbers PK-2200-NB and MP-2400-NB. Please contact Technical Support if you have any. Please note that this antibody is reactive to Mouse and derived from the same host, Mouse. Mouse-On-questions.
<b>Immunogen</b>	Synthetic peptide within mouse MAL aa 97-146 / 153. (SwissProt: P21145 Human; SwissProt: O09198 Mouse; SwissProt: Q64349 Rat)
Product Application Details	
<b>Applications</b>	Western Blot, Immunohistochemistry-Paraffin, Flow Cytometry, Immunohistochemistry
<b>Recommended Dilutions</b>	Western Blot 1:500-1:1000, Flow Cytometry 1:50-1:200, Immunohistochemistry, Immunohistochemistry-Paraffin 1:50-1:200

## Images

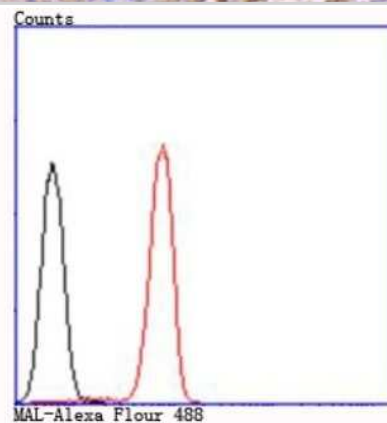
Western Blot: MAL Antibody (B5-G3) [NBP2-75563] - Analysis of MAL on mouse kidney (1) and mouse lymphatic vessels (2) tissue lysate using anti-MAL antibody at 1/1,000 dilution.



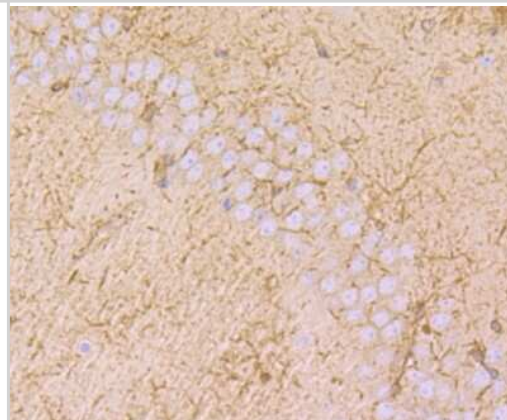
Immunohistochemistry-Paraffin: MAL Antibody (B5-G3) [NBP2-75563] - Analysis of paraffin-embedded rat kidney tissue using anti-MAL antibody. Counter stained with hematoxylin.



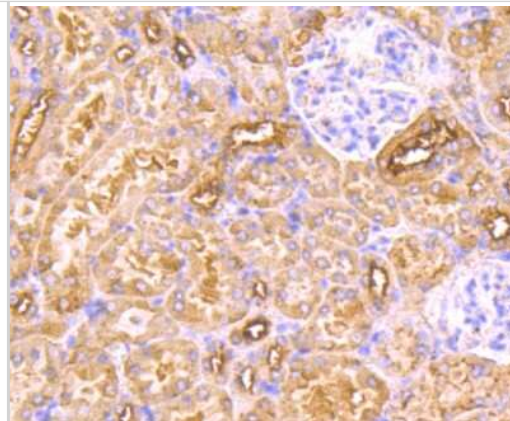
Flow Cytometry: MAL Antibody (B5-G3) [NBP2-75563] - Analysis of Jurkat cells with MAL antibody at 1/100 dilution (red) compared with an unlabelled control (cells without incubation with primary antibody; black).



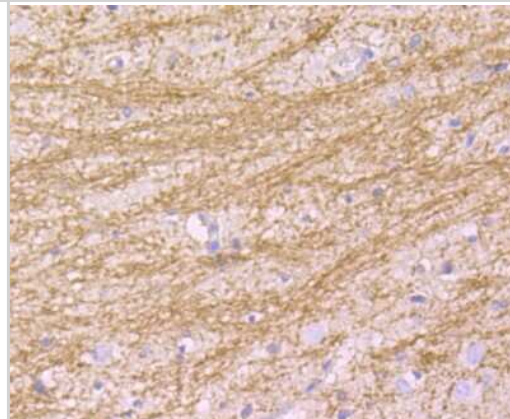
Immunohistochemistry-Paraffin: MAL Antibody (B5-G3) [NBP2-75563] - Analysis of paraffin-embedded mouse brain tissue using anti-MAL antibody. Counter stained with hematoxylin.



Immunohistochemistry-Paraffin: MAL Antibody (B5-G3) [NBP2-75563] - Analysis of paraffin-embedded mouse kidney tissue using anti-MAL antibody. Counter stained with hematoxylin.



Immunohistochemistry-Paraffin: MAL Antibody (B5-G3) [NBP2-75563] - Analysis of paraffin-embedded rat brain tissue using anti-MAL antibody. Counter stained with hematoxylin.





### **Novus Biologicals USA**

10730 E. Briarwood Avenue  
Centennial, CO 80112  
USA  
Phone: 303.730.1950  
Toll Free: 1.888.506.6887  
Fax: 303.730.1966  
nb-customerservice@bio-techne.com

### **Bio-Techne Canada**

21 Canmotor Ave  
Toronto, ON M8Z 4E6  
Canada  
Phone: 905.827.6400  
Toll Free: 855.668.8722  
Fax: 905.827.6402  
canada.inquires@bio-techne.com

### **Bio-Techne Ltd**

19 Barton Lane  
Abingdon Science Park  
Abingdon, OX14 3NB, United Kingdom  
Phone: (44) (0) 1235 529449  
Free Phone: 0800 37 34 15  
Fax: (44) (0) 1235 533420  
info.EMEA@bio-techne.com

### **General Contact Information**

www.novusbio.com  
Technical Support: nb-technical@bio-techne.com  
Orders: nb-customerservice@bio-techne.com  
General: novus@novusbio.com

### **Products Related to NBP2-75563**

---

NBP2-33376H	Blue Marker Antibody (6F4-F6) [HRP]
HAF007	Goat anti-Mouse IgG Secondary Antibody [HRP]
NB7539	Goat anti-Mouse IgG (H+L) Secondary Antibody [HRP]
NBP1-97005-0.5mg	Mouse IgG1 Isotype Control (MG1)

---

### **Limitations**

This product is for research use only and is not approved for use in humans or in clinical diagnosis. Primary Antibodies are guaranteed for 1 year from date of receipt.

For more information on our 100% guarantee, please visit [www.novusbio.com/guarantee](http://www.novusbio.com/guarantee)

Earn gift cards/discounts by submitting a review: [www.novusbio.com/reviews/submit/NBP2-75563](http://www.novusbio.com/reviews/submit/NBP2-75563)

Earn gift cards/discounts by submitting a publication using this product:  
[www.novusbio.com/publications](http://www.novusbio.com/publications)

