

Product Datasheet

Galectin-7 Antibody (JB38-11)

NBP2-75500

Unit Size: 100 ul

Store at 4C short term. Aliquot and store at -20C long term. Avoid freeze-thaw cycles.

www.novusbio.com



technical@novusbio.com

Reviews: 1

Protocols, Publications, Related Products, Reviews, Research Tools and Images at:
www.novusbio.com/NBP2-75500

Updated 2/24/2026 v.20.1

Earn rewards for product reviews and publications.

Submit a publication at www.novusbio.com/publications

Submit a review at www.novusbio.com/reviews/destination/NBP2-75500



NBP2-75500

Galectin-7 Antibody (JB38-11)

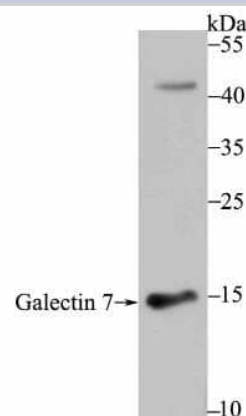
Product Information	
Unit Size	100 ul
Concentration	1 mg/ml
Storage	Store at 4C short term. Aliquot and store at -20C long term. Avoid freeze-thaw cycles.
Clonality	Monoclonal
Clone	JB38-11
Preservative	0.05% Sodium Azide
Isotype	IgG
Purity	Protein A purified
Buffer	TBS (pH7.4), 0.05% BSA, 40% Glycerol
Target Molecular Weight	15 kDa

Product Description	
Description	Novus Biologicals Rabbit Galectin-7 Antibody (JB38-11) (NBP2-75500) is a recombinant monoclonal antibody validated for use in IHC, WB, ICC/IF and IP. All Novus Biologicals antibodies are covered by our 100% guarantee.
Host	Rabbit
Gene ID	3963
Gene Symbol	LGALS7
Species	Human
Immunogen	Synthetic peptide within Human Galectin-7 aa 2-51 / 136. (SwissProt: P47929 Human)

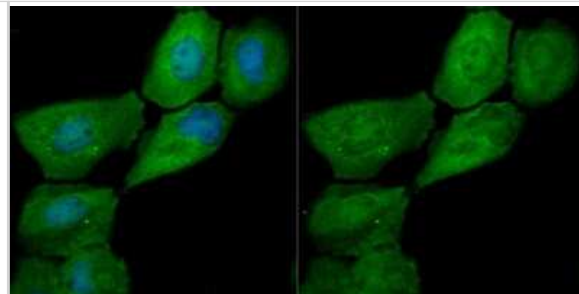
Product Application Details	
Applications	Western Blot, Immunohistochemistry-Paraffin, Immunocytochemistry/Immunofluorescence, Immunoprecipitation, Microarray
Recommended Dilutions	Western Blot 1:500-1:1000, Immunocytochemistry/Immunofluorescence 1:50-1:200, Immunoprecipitation 1:10-1:50, Immunohistochemistry-Paraffin 1:100-1:300, Microarray
Application Notes	This Galectin-7 Antibody (JB38-11) is validated for microarray from a verified customer review.

Images

Western Blot: Galectin-7 Antibody (JB38-11) [NBP2-75500] - Analysis of Galectin 7 on human skin tissue lysate using anti-Galectin 7 antibody at 1:500 dilution.



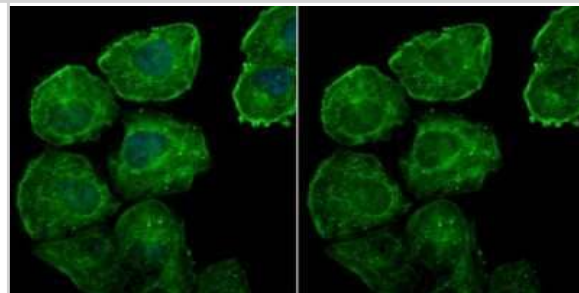
Immunocytochemistry/Immunofluorescence: Galectin-7 Antibody (JB38-11) [NBP2-75500] - Staining Galectin 7 in A431 cells (green). The nuclear counter stain is DAPI (blue). Cells were fixed in paraformaldehyde, permeabilised with 0.25% Triton X-100, PBS.



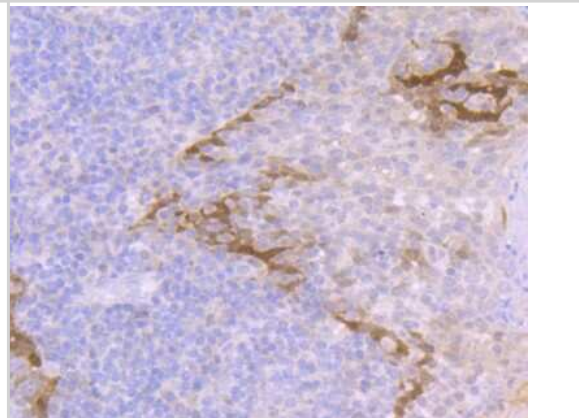
Immunohistochemistry-Paraffin: Galectin-7 Antibody (JB38-11) [NBP2-75500] - Analysis of paraffin-embedded human skin tissue using anti-Galectin 7 antibody. Counter stained with hematoxylin.



Immunocytochemistry/Immunofluorescence: Galectin-7 Antibody (JB38-11) [NBP2-75500] - Staining Galectin 7 in HUVEC cells (green). The nuclear counter stain is DAPI (blue). Cells were fixed in paraformaldehyde, permeabilised with 0.25% Triton X-100, PBS.



Immunohistochemistry-Paraffin: Galectin-7 Antibody (JB38-11) [NBP2-75500] - Analysis of paraffin-embedded human tonsil tissue using anti-Galectin 7 antibody. Counter stained with hematoxylin.



Microarray: Galectin-7 Antibody (JB38-11) [NBP2-75500] - Antibody was printed on custom arrays and incubated with fluorescently labeled human EDTA plasma. Microarray image submitted by a verified customer review.





Novus Biologicals USA

10730 E. Briarwood Avenue
Centennial, CO 80112
USA
Phone: 303.730.1950
Toll Free: 1.888.506.6887
Fax: 303.730.1966
nb-customerservice@bio-techne.com

Bio-Techne Canada

21 Canmotor Ave
Toronto, ON M8Z 4E6
Canada
Phone: 905.827.6400
Toll Free: 855.668.8722
Fax: 905.827.6402
canada.inquires@bio-techne.com

Bio-Techne Ltd

19 Barton Lane
Abingdon Science Park
Abingdon, OX14 3NB, United Kingdom
Phone: (44) (0) 1235 529449
Free Phone: 0800 37 34 15
Fax: (44) (0) 1235 533420
info.EMEA@bio-techne.com

General Contact Information

www.novusbio.com
Technical Support: nb-technical@bio-techne.com
Orders: nb-customerservice@bio-techne.com
General: novus@novusbio.com

Products Related to NBP2-75500

NBP2-33376H	Blue Marker Antibody (6F4-F6) [HRP]
HAF008	Goat anti-Rabbit IgG Secondary Antibody [HRP]
NB7160	Goat anti-Rabbit IgG (H+L) Secondary Antibody [HRP]
NBP2-24891	Rabbit IgG Isotype Control

Limitations

This product is for research use only and is not approved for use in humans or in clinical diagnosis. Primary Antibodies are guaranteed for 1 year from date of receipt.

For more information on our 100% guarantee, please visit www.novusbio.com/guarantee

Earn gift cards/discounts by submitting a review: www.novusbio.com/reviews/submit/NBP2-75500

Earn gift cards/discounts by submitting a publication using this product:
www.novusbio.com/publications

