

# Product Datasheet

## SERPINB1 Antibody (OTI3B4) - Azide and BSA Free NBP2-74123

Unit Size: 100 ug

Store at -20C. Avoid freeze-thaw cycles.

[www.novusbio.com](http://www.novusbio.com)



[technical@novusbio.com](mailto:technical@novusbio.com)

Protocols, Publications, Related Products, Reviews, Research Tools and Images at:  
[www.novusbio.com/NBP2-74123](http://www.novusbio.com/NBP2-74123)

Updated 9/9/2025 v.20.1

Earn rewards for product  
reviews and publications.

Submit a publication at [www.novusbio.com/publications](http://www.novusbio.com/publications)

Submit a review at [www.novusbio.com/reviews/destination/NBP2-74123](http://www.novusbio.com/reviews/destination/NBP2-74123)



**NBP2-74123**

SERPINB1 Antibody (OTI3B4) - Azide and BSA Free

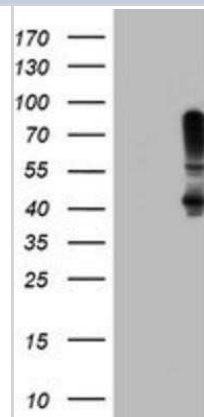
| Product Information         |  |
|-----------------------------|--|
| Unit Size                   | 100 ug   |
| Concentration               | LYOPH mg/ml  |
| Storage                     | Store at -20C. Avoid freeze-thaw cycles.   |
| Clonality                   | Monoclonal   |
| Clone                       | OTI3B4   |
| Preservative                | No Preservative  |
| Reconstitution Instructions | we recommend adding 100uL distilled water to a final antibody concentration of about 1 mg/mL. To use this carrier-free antibody for conjugation experiment, we strongly recommend performing another round of desalting process. |
| Isotype                     | IgG2b  |
| Purity                      | Immunogen affinity purified  |
| Buffer                      | Lyophilized from PBS (pH 7.3) with 8% Trehalose  |
| Target Molecular Weight     | 42.6 kDa   |

| Product Description |  |
|---------------------|--|
| Description         | Novus Biologicals Mouse SERPINB1 Antibody (OTI3B4) - Azide and BSA Free (NBP2-03828) is a monoclonal antibody validated for use in IHC, WB and Flow. All Novus Biologicals antibodies are covered by our 100% guarantee. |
| Host                | Mouse  |
| Gene ID             | 1992   |
| Gene Symbol         | SERPINB1   |
| Species             | Human, Rat, Canine, Primate, Monkey  |
| Immunogen           | Human recombinant protein fragment corresponding to amino acids 77-306 of human SERPINB1 (NP_109591) produced in E.coli.   |

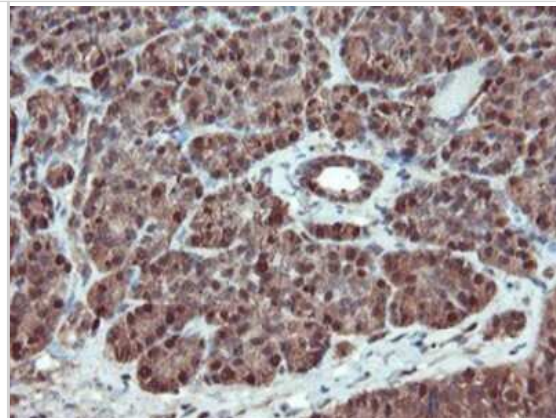
| Product Application Details |   |
|-----------------------------|---|
| Applications                | Western Blot, Immunohistochemistry-Paraffin, Flow Cytometry, Immunohistochemistry, CyTOF-ready                        |
| Recommended Dilutions       | Western Blot 1:500-2000, Flow Cytometry 1:100, Immunohistochemistry 1:150, Immunohistochemistry-Paraffin, CyTOF-ready |

**Images**

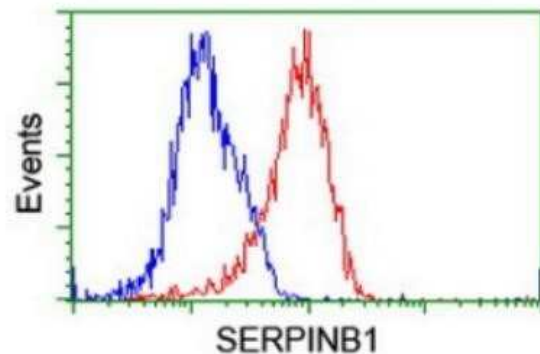
Western Blot: SERPINB1 Antibody (OTI3B4) - Azide and BSA Free [NBP2-74123] - HEK293T cells were transfected with the pCMV6-ENTRY control (Left lane) or pCMV6-ENTRY SERPINB1 (Right lane) cDNA for 48 hrs and lysed. Equivalent amounts of cell lysates (5 ug per lane) were separated by SDS-PAGE and immunoblotted with anti-SERPINB1.



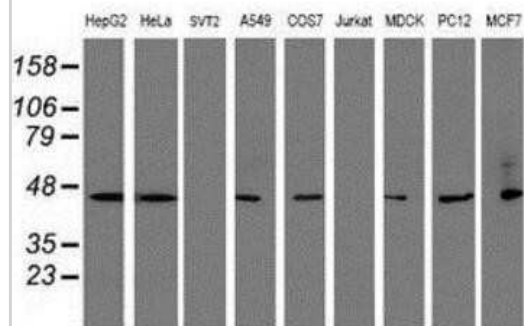
Immunohistochemistry: SERPINB1 Antibody (OTI3B4) - Azide and BSA Free [NBP2-74123] - Staining of paraffin-embedded Human pancreas tissue using anti-SERPINB1 mouse monoclonal antibody.



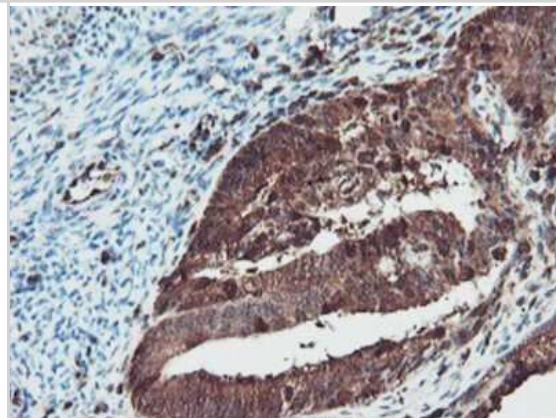
Flow Cytometry: SERPINB1 Antibody (OTI3B4) - Azide and BSA Free [NBP2-74123] - Analysis of HeLa cells, using anti-SERPINB1 antibody, (Red), compared to a nonspecific negative control antibody, (Blue).



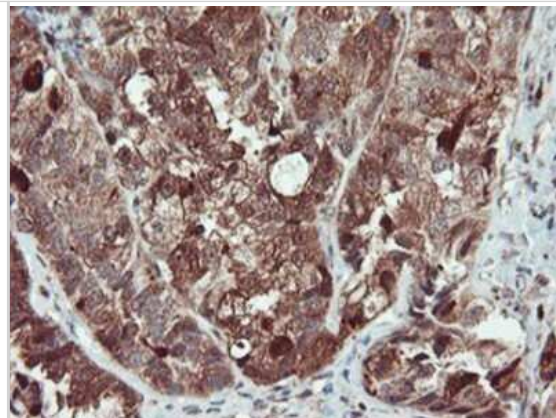
Western Blot: SERPINB1 Antibody (OTI3B4) - Azide and BSA Free [NBP2-74123] - Analysis of extracts (35ug) from 9 different cell lines by using g anti-SERPINB1 monoclonal antibody (HepG2: human; HeLa: human; SVT2: mouse; A549: human; COS7: monkey; Jurkat: human; MDCK: canine; PC12: rat; MCF7: human).



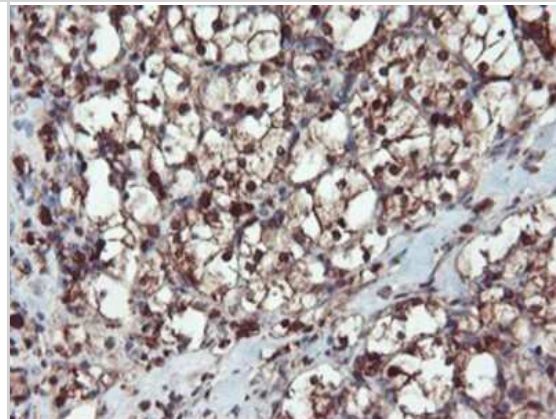
Immunohistochemistry: SERPINB1 Antibody (OTI3B4) - Azide and BSA Free [NBP2-74123] - Staining of paraffin-embedded Adenocarcinoma of Human endometrium tissue using anti-SERPINB1 mouse monoclonal antibody.



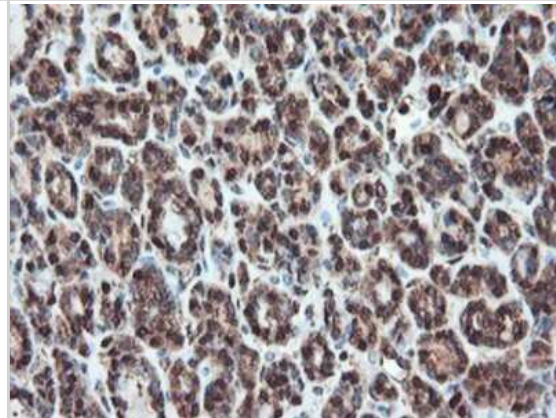
Immunohistochemistry: SERPINB1 Antibody (OTI3B4) - Azide and BSA Free [NBP2-74123] - Staining of paraffin-embedded Adenocarcinoma of Human ovary tissue using anti-SERPINB1 mouse monoclonal antibody.



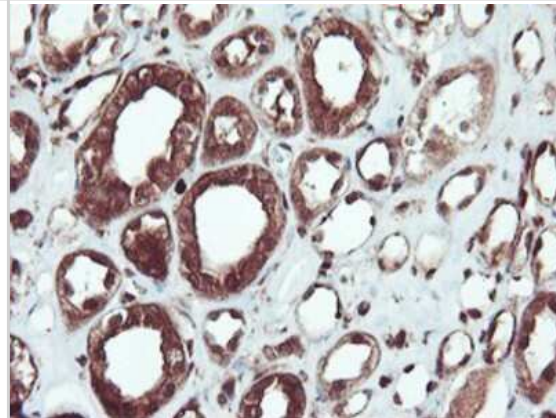
Immunohistochemistry: SERPINB1 Antibody (OTI3B4) - Azide and BSA Free [NBP2-74123] - Staining of paraffin-embedded Carcinoma of Human kidney tissue using anti-SERPINB1 mouse monoclonal antibody.



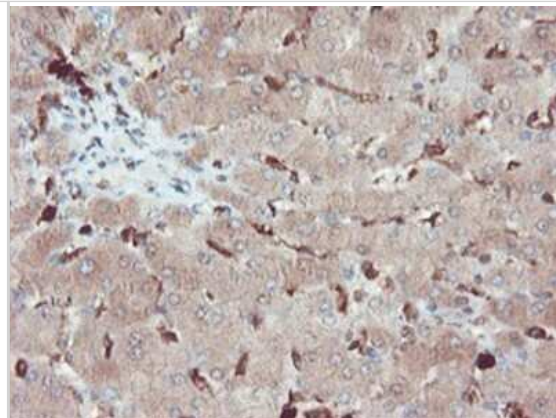
Immunohistochemistry: SERPINB1 Antibody (OTI3B4) - Azide and BSA Free [NBP2-74123] - Staining of paraffin-embedded Carcinoma of Human thyroid tissue using anti-SERPINB1 mouse monoclonal antibody.



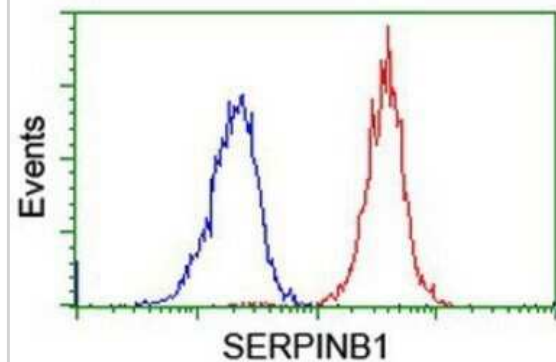
Immunohistochemistry: SERPINB1 Antibody (OTI3B4) - Azide and BSA Free [NBP2-74123] - Staining of paraffin-embedded Human Kidney tissue using anti-SERPINB1 mouse monoclonal antibody.



Immunohistochemistry: SERPINB1 Antibody (OTI3B4) - Azide and BSA Free [NBP2-74123] - Staining of paraffin-embedded Human liver tissue using anti-SERPINB1 mouse monoclonal antibody.



Flow Cytometry: SERPINB1 Antibody (OTI3B4) - Azide and BSA Free [NBP2-74123] - Analysis of Jurkat cells, using anti-SERPINB1 antibody, (Red), compared to a nonspecific negative control antibody (Blue).





### **Novus Biologicals USA**

10730 E. Briarwood Avenue  
Centennial, CO 80112  
USA  
Phone: 303.730.1950  
Toll Free: 1.888.506.6887  
Fax: 303.730.1966  
nb-customerservice@bio-techne.com

### **Bio-Techne Canada**

21 Canmotor Ave  
Toronto, ON M8Z 4E6  
Canada  
Phone: 905.827.6400  
Toll Free: 855.668.8722  
Fax: 905.827.6402  
canada.inquires@bio-techne.com

### **Bio-Techne Ltd**

19 Barton Lane  
Abingdon Science Park  
Abingdon, OX14 3NB, United Kingdom  
Phone: (44) (0) 1235 529449  
Free Phone: 0800 37 34 15  
Fax: (44) (0) 1235 533420  
info.EMEA@bio-techne.com

### **General Contact Information**

www.novusbio.com  
Technical Support: nb-technical@bio-techne.com  
Orders: nb-customerservice@bio-techne.com  
General: novus@novusbio.com

### **Products Related to NBP2-74123**

---

|             |  |
|-------------|--|
| NBP2-33376H | Blue Marker Antibody (6F4-F6) [HRP]                |
| HAF007      | Goat anti-Mouse IgG Secondary Antibody [HRP]       |
| NB7539      | Goat anti-Mouse IgG (H+L) Secondary Antibody [HRP] |
| NBP2-27231  | Mouse IgG2b Isotype Control (MPC-11)               |

---

### **Limitations**

This product is for research use only and is not approved for use in humans or in clinical diagnosis. Primary Antibodies are guaranteed for 1 year from date of receipt.

For more information on our 100% guarantee, please visit [www.novusbio.com/guarantee](http://www.novusbio.com/guarantee)

Earn gift cards/discounts by submitting a review: [www.novusbio.com/reviews/submit/NBP2-74123](http://www.novusbio.com/reviews/submit/NBP2-74123)

Earn gift cards/discounts by submitting a publication using this product:  
[www.novusbio.com/publications](http://www.novusbio.com/publications)

