

# Product Datasheet

## Phosphoribosyl Pyrophosphate Amidotransferase Antibody (OTI1B8) - Azide and BSA Free NBP2-73394

Unit Size: 100 ug

Store at -20C. Avoid freeze-thaw cycles.

[www.novusbio.com](http://www.novusbio.com)



[technical@novusbio.com](mailto:technical@novusbio.com)

Protocols, Publications, Related Products, Reviews, Research Tools and Images at:  
[www.novusbio.com/NBP2-73394](http://www.novusbio.com/NBP2-73394)

Updated 9/9/2025 v.20.1

Earn rewards for product  
reviews and publications.

Submit a publication at [www.novusbio.com/publications](http://www.novusbio.com/publications)

Submit a review at [www.novusbio.com/reviews/destination/NBP2-73394](http://www.novusbio.com/reviews/destination/NBP2-73394)

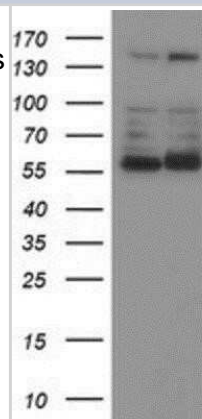


**NBP2-73394****Phosphoribosyl Pyrophosphate Amidotransferase Antibody (OTI1B8) - Azide and BSA Free**

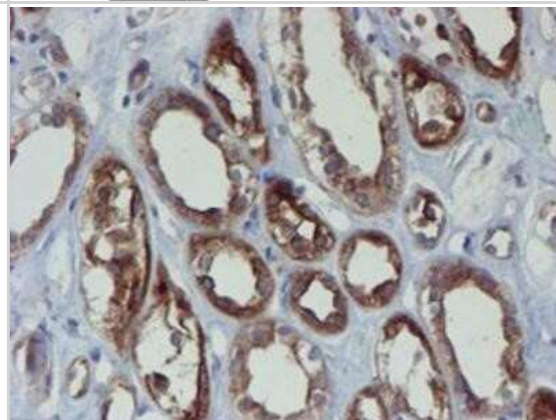
<b>Product Information</b>	
<b>Unit Size</b>	100 ug
<b>Concentration</b>	LYOPH mg/ml
<b>Storage</b>	Store at -20C. Avoid freeze-thaw cycles.
<b>Clonality</b>	Monoclonal
<b>Clone</b>	OTI1B8
<b>Preservative</b>	No Preservative
<b>Reconstitution Instructions</b>	we recommend adding 100uL distilled water to a final antibody concentration of about 1 mg/mL. To use this carrier-free antibody for conjugation experiment, we strongly recommend performing another round of desalting process.
<b>Isotype</b>	IgG1
<b>Purity</b>	Immunogen affinity purified
<b>Buffer</b>	Lyophilized from PBS (pH 7.3) with 8% Trehalose
<b>Target Molecular Weight</b>	57.2 kDa
<b>Product Description</b>	
<b>Description</b>	Novus Biologicals Mouse Phosphoribosyl Pyrophosphate Amidotransferase Antibody (OTI1B8) - Azide and BSA Free (NBP2-02056) is a monoclonal antibody validated for use in IHC and WB. All Novus Biologicals antibodies are covered by our 100% guarantee.
<b>Host</b>	Mouse
<b>Gene ID</b>	5471
<b>Gene Symbol</b>	PPAT
<b>Species</b>	Human, Mouse, Rat, Canine, Monkey
<b>Reactivity Notes</b>	Please note that this antibody is reactive to Mouse and derived from the same host, Mouse. Mouse-On-Mouse blocking reagent may be needed for IHC and ICC experiments to reduce high background signal. You can find these reagents under catalog numbers PK-2200-NB and MP-2400-NB. Please contact Technical Support if you have any questions.
<b>Immunogen</b>	Human recombinant protein fragment corresponding to amino acids 42-278 of human PPAT(NP_002694) produced in E.coli.
<b>Product Application Details</b>	
<b>Applications</b>	Western Blot, Immunohistochemistry-Paraffin, Immunohistochemistry
<b>Recommended Dilutions</b>	Western Blot 1:500-2000, Immunohistochemistry 1:150, Immunohistochemistry-Paraffin

## Images

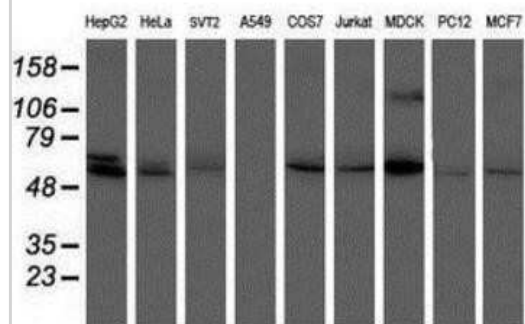
Western Blot: Phosphoribosyl Pyrophosphate Amidotransferase Antibody (OTI1B8) - Azide and BSA Free [NBP2-73394] - HEK293T cells were transfected with the pCMV6-ENTRY control (Left lane) or pCMV6-ENTRY Phosphoribosyl Pyrophosphate Amidotransferase (Right lane) cDNA for 48 hrs and lysed. Equivalent amounts of cell lysates (5 ug per lane) were separated by SDS-PAGE and



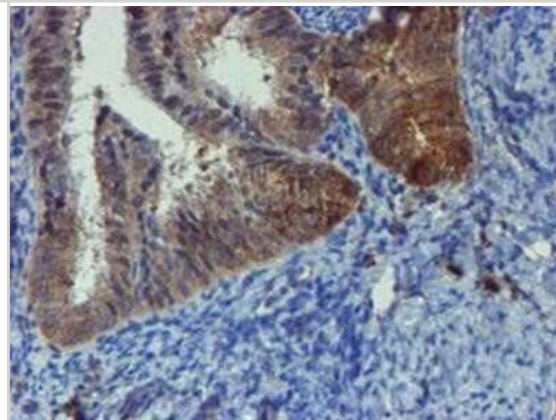
Immunohistochemistry: Phosphoribosyl Pyrophosphate Amidotransferase Antibody (OTI1B8) - Azide and BSA Free [NBP2-73394] - Staining of paraffin-embedded Human Kidney tissue using anti-Phosphoribosyl Pyrophosphate Amidotransferase mouse monoclonal antibody.



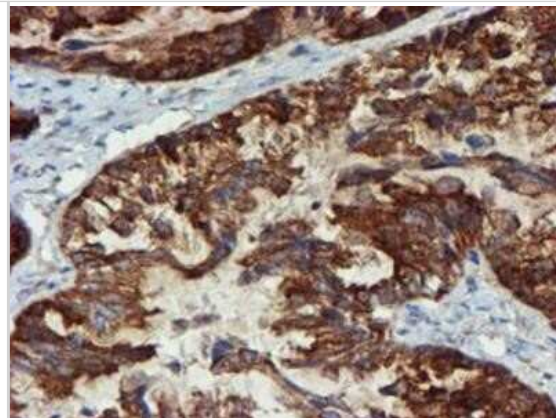
Western Blot: Phosphoribosyl Pyrophosphate Amidotransferase Antibody (OTI1B8) - Azide and BSA Free [NBP2-73394] - Analysis of extracts (35ug) from 9 different cell lines by using g anti-Phosphoribosyl Pyrophosphate Amidotransferase monoclonal antibody (HepG2: human; HeLa: human; SVT2: mouse; A549: human; COS7: monkey; Jurkat: human; MDCK: canine; PC12: rat; MCF7: hum



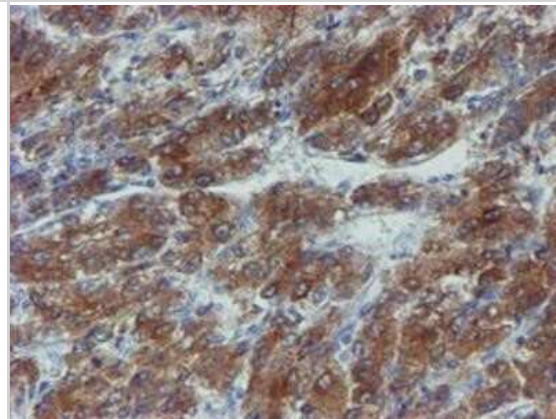
Immunohistochemistry: Phosphoribosyl Pyrophosphate Amidotransferase Antibody (OTI1B8) - Azide and BSA Free [NBP2-73394] - Staining of paraffin-embedded Adenocarcinoma of Human endometrium tissue using anti-Phosphoribosyl Pyrophosphate Amidotransferase mouse monoclonal antibody.



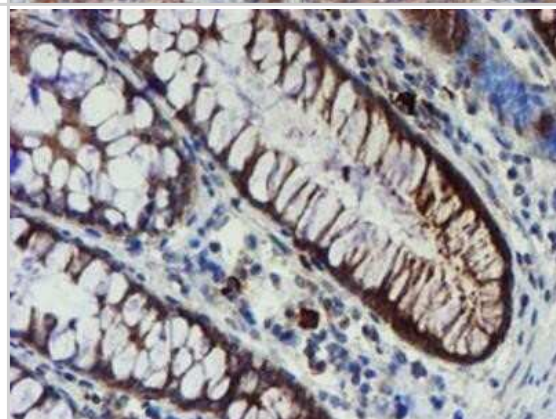
Immunohistochemistry: Phosphoribosyl Pyrophosphate Amidotransferase Antibody (OTI1B8) - Azide and BSA Free [NBP2-73394] - Staining of paraffin-embedded Adenocarcinoma of Human ovary tissue using anti-Phosphoribosyl Pyrophosphate Amidotransferase mouse monoclonal antibody.



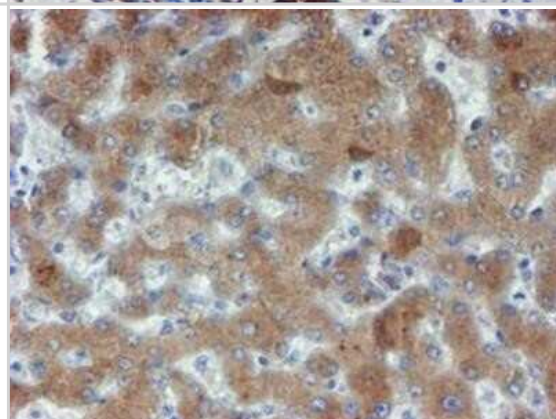
Immunohistochemistry: Phosphoribosyl Pyrophosphate Amidotransferase Antibody (OTI1B8) - Azide and BSA Free [NBP2-73394] - Staining of paraffin-embedded Carcinoma of Human liver tissue using anti-Phosphoribosyl Pyrophosphate Amidotransferase mouse monoclonal antibody.



Immunohistochemistry: Phosphoribosyl Pyrophosphate Amidotransferase Antibody (OTI1B8) - Azide and BSA Free [NBP2-73394] - Staining of paraffin-embedded Human colon tissue using anti-Phosphoribosyl Pyrophosphate Amidotransferase mouse monoclonal antibody.



Immunohistochemistry: Phosphoribosyl Pyrophosphate Amidotransferase Antibody (OTI1B8) - Azide and BSA Free [NBP2-73394] - Staining of paraffin-embedded Human liver tissue using anti-Phosphoribosyl Pyrophosphate Amidotransferase mouse monoclonal antibody.





### **Novus Biologicals USA**

10730 E. Briarwood Avenue  
Centennial, CO 80112  
USA  
Phone: 303.730.1950  
Toll Free: 1.888.506.6887  
Fax: 303.730.1966  
nb-customerservice@bio-techne.com

### **Bio-Techne Canada**

21 Canmotor Ave  
Toronto, ON M8Z 4E6  
Canada  
Phone: 905.827.6400  
Toll Free: 855.668.8722  
Fax: 905.827.6402  
canada.inquires@bio-techne.com

### **Bio-Techne Ltd**

19 Barton Lane  
Abingdon Science Park  
Abingdon, OX14 3NB, United Kingdom  
Phone: (44) (0) 1235 529449  
Free Phone: 0800 37 34 15  
Fax: (44) (0) 1235 533420  
info.EMEA@bio-techne.com

### **General Contact Information**

www.novusbio.com  
Technical Support: nb-technical@bio-techne.com  
Orders: nb-customerservice@bio-techne.com  
General: novus@novusbio.com

### **Products Related to NBP2-73394**

---

NBP2-33376H	Blue Marker Antibody (6F4-F6) [HRP]
HAF007	Goat anti-Mouse IgG Secondary Antibody [HRP]
NB7539	Goat anti-Mouse IgG (H+L) Secondary Antibody [HRP]
NBP1-97005-0.5mg	Mouse IgG1 Isotype Control (MG1)

---

### **Limitations**

This product is for research use only and is not approved for use in humans or in clinical diagnosis. Primary Antibodies are guaranteed for 1 year from date of receipt.

For more information on our 100% guarantee, please visit [www.novusbio.com/guarantee](http://www.novusbio.com/guarantee)

Earn gift cards/discounts by submitting a review: [www.novusbio.com/reviews/submit/NBP2-73394](http://www.novusbio.com/reviews/submit/NBP2-73394)

Earn gift cards/discounts by submitting a publication using this product:  
[www.novusbio.com/publications](http://www.novusbio.com/publications)

