

# Product Datasheet

## NDP52 Antibody (OT14H5) - Azide and BSA Free NBP2-72897

Unit Size: 100 ug

Store at -20C. Avoid freeze-thaw cycles.

[www.novusbio.com](http://www.novusbio.com)



[technical@novusbio.com](mailto:technical@novusbio.com)

Protocols, Publications, Related Products, Reviews, Research Tools and Images at:  
[www.novusbio.com/NBP2-72897](http://www.novusbio.com/NBP2-72897)

Updated 9/9/2025 v.20.1

Earn rewards for product  
reviews and publications.

Submit a publication at [www.novusbio.com/publications](http://www.novusbio.com/publications)

Submit a review at [www.novusbio.com/reviews/destination/NBP2-72897](http://www.novusbio.com/reviews/destination/NBP2-72897)



**NBP2-72897**

NDP52 Antibody (OTI4H5) - Azide and BSA Free

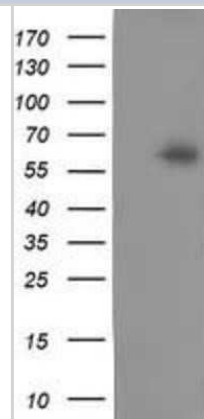
Product Information	
Unit Size	100 ug
Concentration	LYOPH mg/ml
Storage	Store at -20C. Avoid freeze-thaw cycles.
Clonality	Monoclonal
Clone	OTI4H5
Preservative	No Preservative
Reconstitution Instructions	we recommend adding 100uL distilled water to a final antibody concentration of about 1 mg/mL. To use this carrier-free antibody for conjugation experiment, we strongly recommend performing another round of desalting process.
Isotype	IgG1
Purity	Immunogen affinity purified
Buffer	Lyophilized from PBS (pH 7.3) with 8% Trehalose
Target Molecular Weight	52.1 kDa

Product Description	
Description	Novus Biologicals Mouse NDP52 Antibody (OTI4H5) - Azide and BSA Free (NBP2-03246) is a monoclonal antibody validated for use in WB, Flow and ICC/IF. All Novus Biologicals antibodies are covered by our 100% guarantee.
Host	Mouse
Gene ID	10241
Gene Symbol	CALCOCO2
Species	Human, Monkey
Immunogen	Full length human recombinant protein of human CALCOCO2 (NP_005822) produced in HEK293T cell.

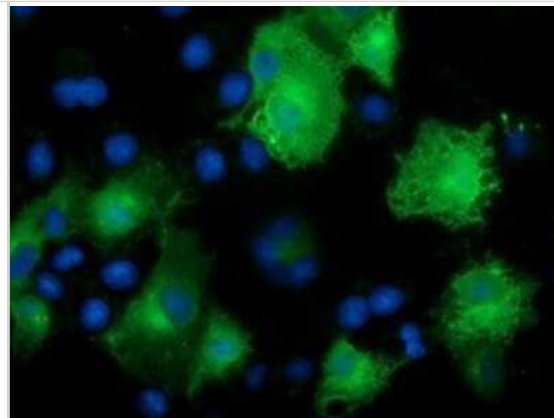
Product Application Details	
Applications	Western Blot, Flow Cytometry, Immunocytochemistry/ Immunofluorescence, CyTOF-ready
Recommended Dilutions	Western Blot 1:500-2000, Flow Cytometry 1:100, Immunocytochemistry/ Immunofluorescence 1:100, CyTOF-ready

**Images**

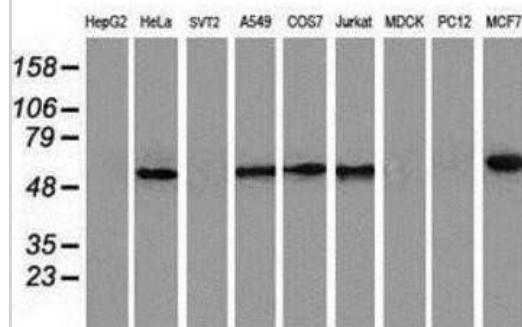
Western Blot: NDP52 Antibody (OTI4H5) - Azide and BSA Free [NBP2-72897] - HEK293T cells were transfected with the pCMV6-ENTRY control (Left lane) or pCMV6-ENTRY NDP52 (Right lane) cDNA for 48 hrs and lysed. Equivalent amounts of cell lysates (5 ug per lane) were separated by SDS-PAGE and immunoblotted with anti-NDP52.



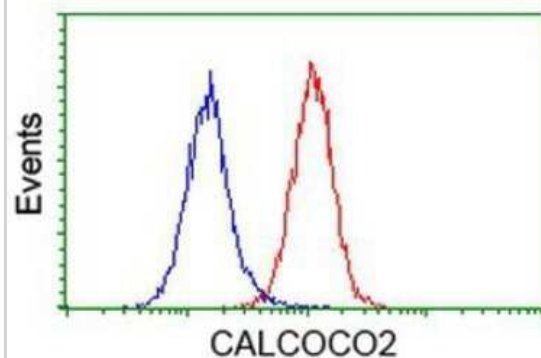
Flow Cytometry: NDP52 Antibody (OT14H5) - Azide and BSA Free [NBP2-72897] - Staining of COS7 cells transiently transfected by pCMV6-ENTRY NDP52.



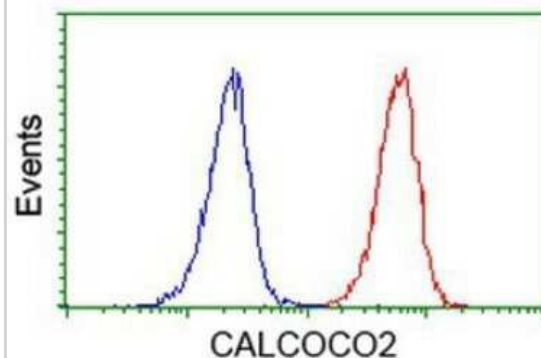
Western Blot: NDP52 Antibody (OT14H5) - Azide and BSA Free [NBP2-72897] - Analysis of extracts (35ug) from 9 different cell lines by using anti-NDP52 monoclonal antibody.



Flow Cytometry: NDP52 Antibody (OT14H5) - Azide and BSA Free [NBP2-72897] - Analysis of HeLa cells, using anti-NDP52 antibody, (Red), compared to a nonspecific negative control antibody (Blue).



Flow Cytometry: NDP52 Antibody (OT14H5) - Azide and BSA Free [NBP2-72897] - Analysis of Jurkat cells, using anti-NDP52 antibody, (Red), compared to a nonspecific negative control antibody (Blue).



Flow Cytometry: NDP52 Antibody (OT14H5) - Azide and BSA Free [NBP2-72897] - HEK293T cells transfected with either overexpression plasmid (Red) or empty vector control plasmid (Blue) were immunostaining by anti-NDP52 antibody, and then analyzed by flow cytometry.





### **Novus Biologicals USA**

10730 E. Briarwood Avenue  
Centennial, CO 80112  
USA  
Phone: 303.730.1950  
Toll Free: 1.888.506.6887  
Fax: 303.730.1966  
nb-customerservice@bio-techne.com

### **Bio-Techne Canada**

21 Canmotor Ave  
Toronto, ON M8Z 4E6  
Canada  
Phone: 905.827.6400  
Toll Free: 855.668.8722  
Fax: 905.827.6402  
canada.inquires@bio-techne.com

### **Bio-Techne Ltd**

19 Barton Lane  
Abingdon Science Park  
Abingdon, OX14 3NB, United Kingdom  
Phone: (44) (0) 1235 529449  
Free Phone: 0800 37 34 15  
Fax: (44) (0) 1235 533420  
info.EMEA@bio-techne.com

### **General Contact Information**

www.novusbio.com  
Technical Support: nb-technical@bio-techne.com  
Orders: nb-customerservice@bio-techne.com  
General: novus@novusbio.com

### **Products Related to NBP2-72897**

---

NBP2-33376H	Blue Marker Antibody (6F4-F6) [HRP]
HAF007	Goat anti-Mouse IgG Secondary Antibody [HRP]
NB7539	Goat anti-Mouse IgG (H+L) Secondary Antibody [HRP]
NBP1-97005-0.5mg	Mouse IgG1 Isotype Control (MG1)

---

### **Limitations**

This product is for research use only and is not approved for use in humans or in clinical diagnosis. Primary Antibodies are guaranteed for 1 year from date of receipt.

For more information on our 100% guarantee, please visit [www.novusbio.com/guarantee](http://www.novusbio.com/guarantee)

Earn gift cards/discounts by submitting a review: [www.novusbio.com/reviews/submit/NBP2-72897](http://www.novusbio.com/reviews/submit/NBP2-72897)

Earn gift cards/discounts by submitting a publication using this product:  
[www.novusbio.com/publications](http://www.novusbio.com/publications)

