

Product Datasheet

MUC1 Antibody (OTI2E3) - Azide and BSA Free NBP2-72826

Unit Size: 100 ug

Store at -20C. Avoid freeze-thaw cycles.

www.novusbio.com



technical@novusbio.com

Protocols, Publications, Related Products, Reviews, Research Tools and Images at:
www.novusbio.com/NBP2-72826

Updated 9/9/2025 v.20.1

Earn rewards for product
reviews and publications.

Submit a publication at www.novusbio.com/publications

Submit a review at www.novusbio.com/reviews/destination/NBP2-72826



NBP2-72826

MUC1 Antibody (OT12E3) - Azide and BSA Free


Product Information	
Unit Size	100 ug
Concentration	LYOPH mg/ml
Storage	Store at -20C. Avoid freeze-thaw cycles.
Clonality	Monoclonal
Clone	OT12E3
Preservative	No Preservative
Reconstitution Instructions	we recommend adding 100uL distilled water to a final antibody concentration of about 1 mg/mL. To use this carrier-free antibody for conjugation experiment, we strongly recommend performing another round of desalting process.
Isotype	IgG2a
Purity	Immunogen affinity purified
Buffer	Lyophilized from PBS (pH 7.3) with 8% Trehalose
Target Molecular Weight	25.1 kDa

Product Description	
Description	Novus Biologicals Mouse MUC1 Antibody (OT12E3) - Azide and BSA Free (NBP2-45838) is a monoclonal antibody validated for use in IHC and WB. All Novus Biologicals antibodies are covered by our 100% guarantee.
Host	Mouse
Gene ID	4582
Gene Symbol	MUC1
Species	Human, Canine, Monkey
Immunogen	Full length human recombinant protein of human MUC1 (NP_001018016) produced in HEK293T cell.

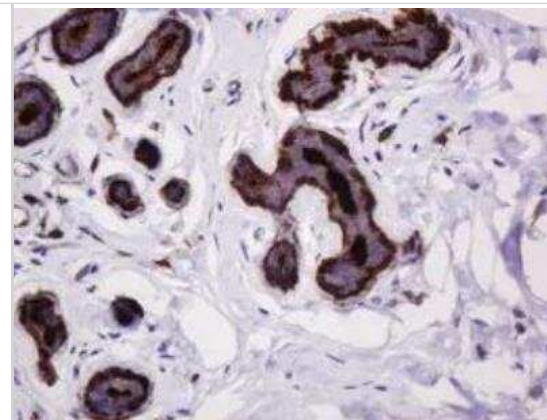
Product Application Details	
Applications	Western Blot, Immunohistochemistry-Paraffin, Immunohistochemistry
Recommended Dilutions	Western Blot 1:2000-4000, Immunohistochemistry 1:150, Immunohistochemistry-Paraffin

Images


Western Blot: MUC1 Antibody (OT12E3) - Azide and BSA Free [NBP2-72826] - Analysis of HEK293T cells were transfected with the pCMV6-ENTRY control (Left lane) or pCMV6-ENTRY MUC-1.



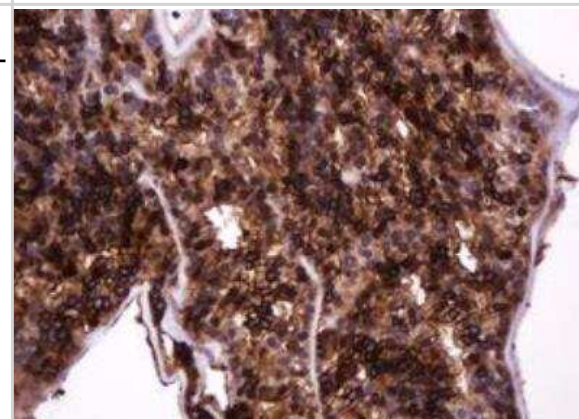
Immunohistochemistry-Paraffin: MUC1 Antibody (OT12E3) - Azide and BSA Free [NBP2-72826] - Human breast tissue within the normal limits using anti-MUC1 mouse monoclonal antibody. (Heat-induced epitope retrieval by 10mM citric buffer, pH6.0, 120 degrees C for 3min.



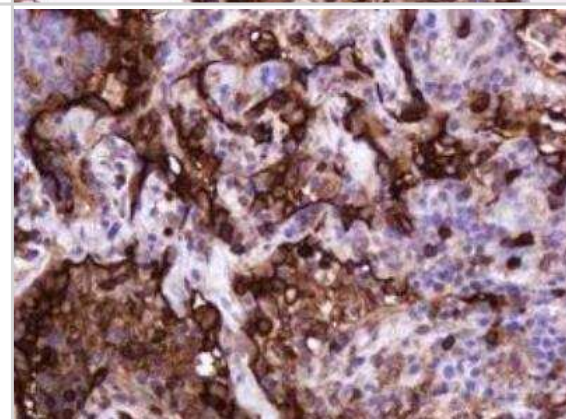
Western Blot: MUC1 Antibody (OT12E3) - Azide and BSA Free [NBP2-72826] - Analysis of extracts (35ug) from 9 different cell lines by using MUC1 monoclonal antibody (HepG2: human; HeLa: human; SVT2: mouse; A549: human; COS7: monkey; Jurkat: human; MDCK: canine; PC12: rat; MCF7: human).



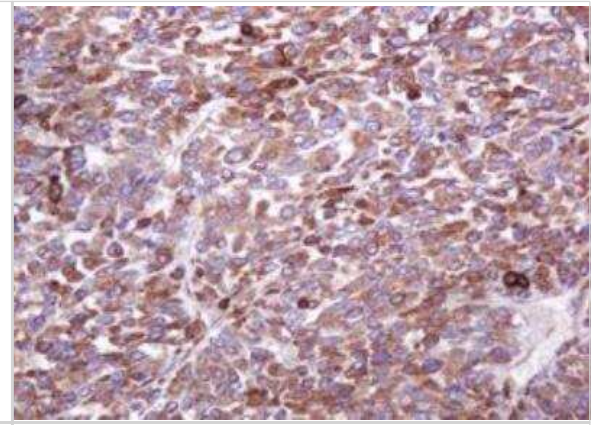
Immunohistochemistry-Paraffin: MUC1 Antibody (OT12E3) - Azide and BSA Free [NBP2-72826] - Carcinoma of Human thyroid tissue using anti-MUC1 mouse monoclonal antibody. (Heat-induced epitope retrieval by 10mM citric buffer, pH6.0, 120 degrees C for 3min.



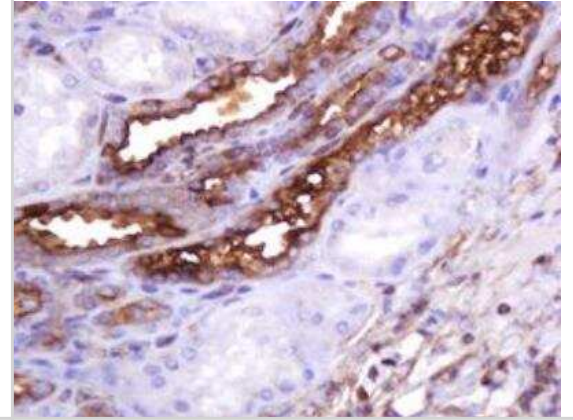
Immunohistochemistry-Paraffin: MUC1 Antibody (OT12E3) - Azide and BSA Free [NBP2-72826] - Carcinoma of Human lung tissue using anti-MUC1 mouse monoclonal antibody. (Heat-induced epitope retrieval by 10mM citric buffer, pH6.0, 120 degrees C for 3min.



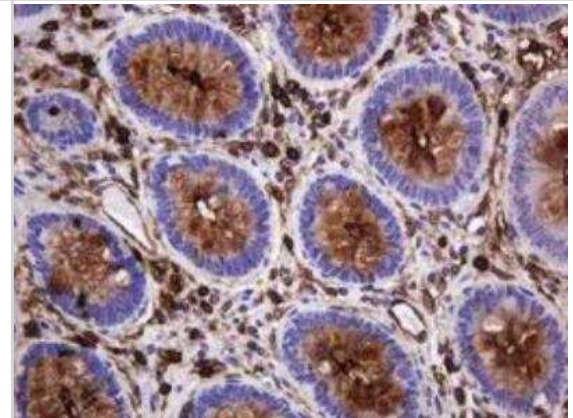
Immunohistochemistry-Paraffin: MUC1 Antibody (OTI2E3) - Azide and BSA Free [NBP2-72826] - Carcinoma of Human liver tissue using anti-MUC1 mouse monoclonal antibody. (Heat-induced epitope retrieval by 10mM citric buffer, pH6.0, 120 degrees C for 3min.



Immunohistochemistry-Paraffin: MUC1 Antibody (OTI2E3) - Azide and BSA Free [NBP2-72826] - Human Kidney tissue within the normal limits using anti-MUC1 mouse monoclonal antibody. (Heat-induced epitope retrieval by 10mM citric buffer, pH6.0, 120 degrees C for 3min.



Immunohistochemistry-Paraffin: MUC1 Antibody (OTI2E3) - Azide and BSA Free [NBP2-72826] - Human colon tissue within the normal limits using anti-MUC1 mouse monoclonal antibody. (Heat-induced epitope retrieval by 10mM citric buffer, pH6.0, 120 degrees C for 3min.





Novus Biologicals USA

10730 E. Briarwood Avenue
Centennial, CO 80112
USA
Phone: 303.730.1950
Toll Free: 1.888.506.6887
Fax: 303.730.1966
nb-customerservice@bio-techne.com

Bio-Techne Canada

21 Canmotor Ave
Toronto, ON M8Z 4E6
Canada
Phone: 905.827.6400
Toll Free: 855.668.8722
Fax: 905.827.6402
canada.inquires@bio-techne.com

Bio-Techne Ltd

19 Barton Lane
Abingdon Science Park
Abingdon, OX14 3NB, United Kingdom
Phone: (44) (0) 1235 529449
Free Phone: 0800 37 34 15
Fax: (44) (0) 1235 533420
info.EMEA@bio-techne.com

General Contact Information

www.novusbio.com
Technical Support: nb-technical@bio-techne.com
Orders: nb-customerservice@bio-techne.com
General: novus@novusbio.com

Products Related to NBP2-72826

NBP2-33376H	Blue Marker Antibody (6F4-F6) [HRP]
HAF007	Goat anti-Mouse IgG Secondary Antibody [HRP]
NB7539	Goat anti-Mouse IgG (H+L) Secondary Antibody [HRP]
NBP1-96778	Mouse IgG2a Isotype Control (M2A)

Limitations

This product is for research use only and is not approved for use in humans or in clinical diagnosis. Primary Antibodies are guaranteed for 1 year from date of receipt.

For more information on our 100% guarantee, please visit www.novusbio.com/guarantee

Earn gift cards/discounts by submitting a review: www.novusbio.com/reviews/submit/NBP2-72826

Earn gift cards/discounts by submitting a publication using this product:
www.novusbio.com/publications

