

# Product Datasheet

## METT10D Antibody (OTI3B5) - Azide and BSA Free NBP2-72654

Unit Size: 100 ug

Store at -20C. Avoid freeze-thaw cycles.

[www.novusbio.com](http://www.novusbio.com)



[technical@novusbio.com](mailto:technical@novusbio.com)

Protocols, Publications, Related Products, Reviews, Research Tools and Images at:  
[www.novusbio.com/NBP2-72654](http://www.novusbio.com/NBP2-72654)

Updated 9/9/2025 v.20.1

Earn rewards for product  
reviews and publications.

Submit a publication at [www.novusbio.com/publications](http://www.novusbio.com/publications)

Submit a review at [www.novusbio.com/reviews/destination/NBP2-72654](http://www.novusbio.com/reviews/destination/NBP2-72654)



**NBP2-72654**

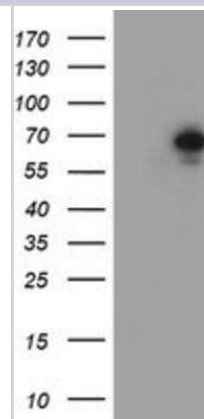
METT10D Antibody (OTI3B5) - Azide and BSA Free

| <b>Product Information</b>         |   |
|------------------------------------|---|
| <b>Unit Size</b>                   | 100 ug  |
| <b>Concentration</b>               | LYOPH mg/ml   |
| <b>Storage</b>                     | Store at -20C. Avoid freeze-thaw cycles.  |
| <b>Clonality</b>                   | Monoclonal  |
| <b>Clone</b>                       | OTI3B5  |
| <b>Preservative</b>                | No Preservative   |
| <b>Reconstitution Instructions</b> | we recommend adding 100uL distilled water to a final antibody concentration of about 1 mg/mL. To use this carrier-free antibody for conjugation experiment, we strongly recommend performing another round of desalting process.  |
| <b>Isotype</b>                     | IgG1  |
| <b>Purity</b>                      | Immunogen affinity purified   |
| <b>Buffer</b>                      | Lyophilized from PBS (pH 7.3) with 8% Trehalose   |
| <b>Target Molecular Weight</b>     | 63.4 kDa  |
| <b>Product Description</b>         |   |
| <b>Description</b>                 | Novus Biologicals Mouse METT10D Antibody (OTI3B5) - Azide and BSA Free (NBP2-02026) is a monoclonal antibody validated for use in IHC, WB, Flow and ICC/IF. All Novus Biologicals antibodies are covered by our 100% guarantee.   |
| <b>Host</b>                        | Mouse   |
| <b>Gene ID</b>                     | 79066   |
| <b>Gene Symbol</b>                 | METTTL16  |
| <b>Species</b>                     | Human, Mouse, Monkey, Primate   |
| <b>Reactivity Notes</b>            | Please note that this antibody is reactive to Mouse and derived from the same host, Mouse. Mouse-On-Mouse blocking reagent may be needed for IHC and ICC experiments to reduce high background signal. You can find these reagents under catalog numbers PK-2200-NB and MP-2400-NB. Please contact Technical Support if you have any questions. |
| <b>Immunogen</b>                   | Full length human recombinant protein of human METT10D(NP_076991) produced in HEK293T cell.   |
| <b>Product Application Details</b> |   |
| <b>Applications</b>                | Western Blot, Immunohistochemistry-Paraffin, Flow Cytometry, Immunocytochemistry/ Immunofluorescence, Immunohistochemistry  |
| <b>Recommended Dilutions</b>       | Western Blot 1:500-2000, Flow Cytometry, Immunohistochemistry 1:150, Immunocytochemistry/ Immunofluorescence 1:100, Immunohistochemistry-Paraffin   |

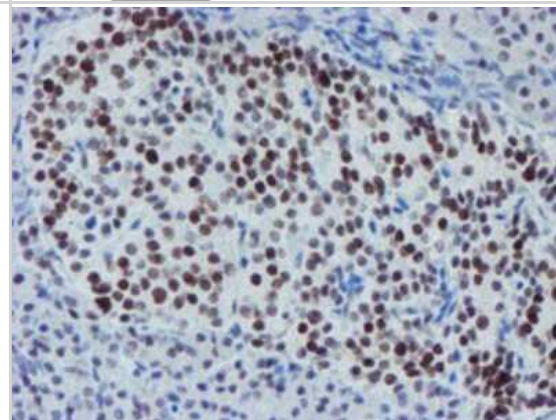


## Images

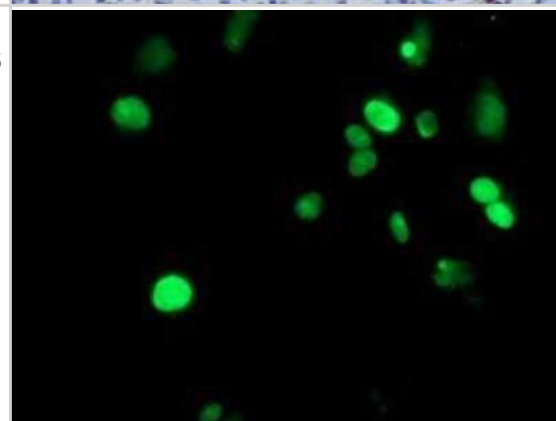
Western Blot: METT10D Antibody (OTI3B5) - Azide and BSA Free [NBP2-72654] - HEK293T cells were transfected with the pCMV6-ENTRY control (Left lane) or pCMV6-ENTRY METT10D (Right lane) cDNA for 48 hrs and lysed. Equivalent amounts of cell lysates (5 ug per lane) were separated by SDS-PAGE and immunoblotted with anti-METT10D.



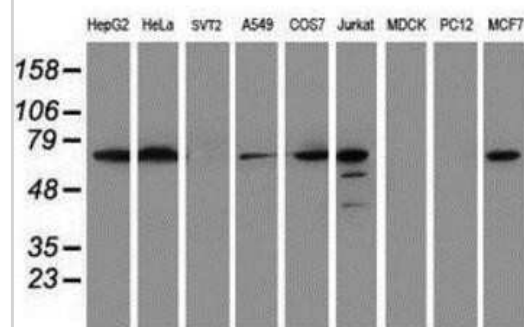
Immunohistochemistry: METT10D Antibody (OTI3B5) - Azide and BSA Free [NBP2-72654] - Staining of paraffin-embedded Human pancreas tissue using anti-METT10D mouse monoclonal antibody.



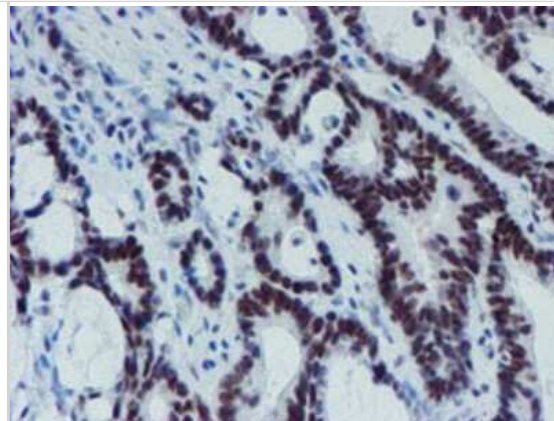
Flow Cytometry: METT10D Antibody (OTI3B5) - Azide and BSA Free [NBP2-72654] - Staining of COS7 cells transiently transfected by pCMV6-ENTRY METT10D.



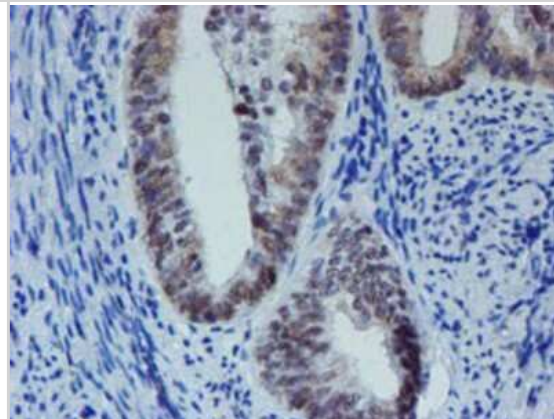
Western Blot: METT10D Antibody (OTI3B5) - Azide and BSA Free [NBP2-72654] - Analysis of extracts (35ug) from 9 different cell lines by using anti-METT10D monoclonal antibody (HepG2: human; HeLa: human; SVT2: mouse; A549: human; COS7: monkey; Jurkat: human; MDCK: canine; PC12: rat; MCF7: human).



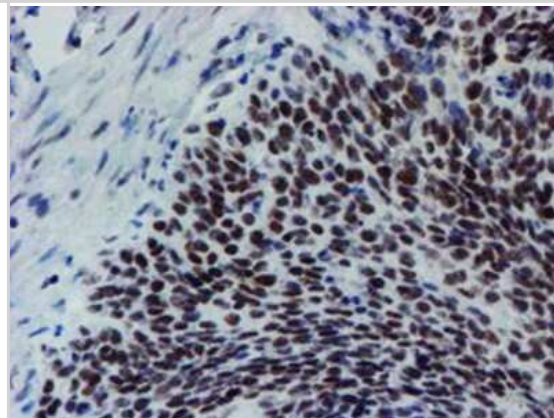
Immunohistochemistry: METT10D Antibody (OT13B5) - Azide and BSA Free [NBP2-72654] - Staining of paraffin-embedded Adenocarcinoma of Human colon tissue using anti-METT10D mouse monoclonal antibody.



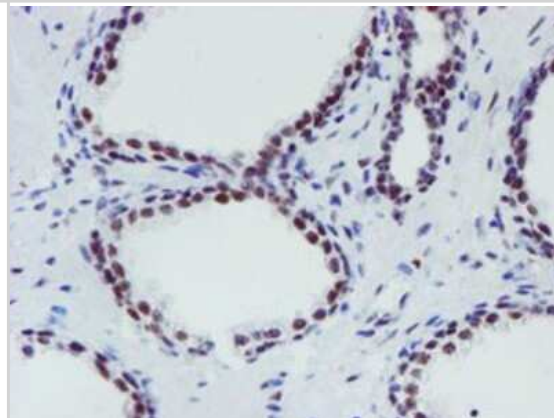
Immunohistochemistry: METT10D Antibody (OT13B5) - Azide and BSA Free [NBP2-72654] - Staining of paraffin-embedded Adenocarcinoma of Human endometrium tissue using anti-METT10D mouse monoclonal antibody.



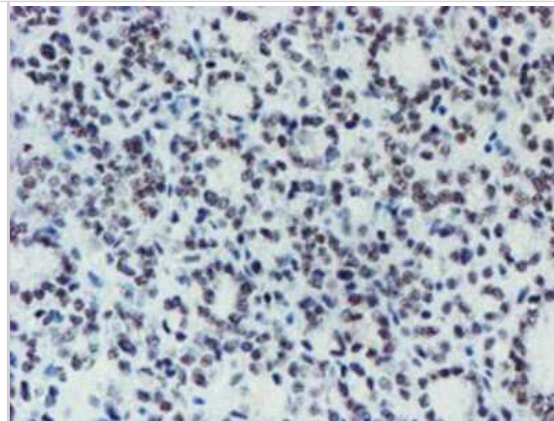
Immunohistochemistry: METT10D Antibody (OT13B5) - Azide and BSA Free [NBP2-72654] - Staining of paraffin-embedded Carcinoma of Human bladder tissue using anti-METT10D mouse monoclonal antibody.



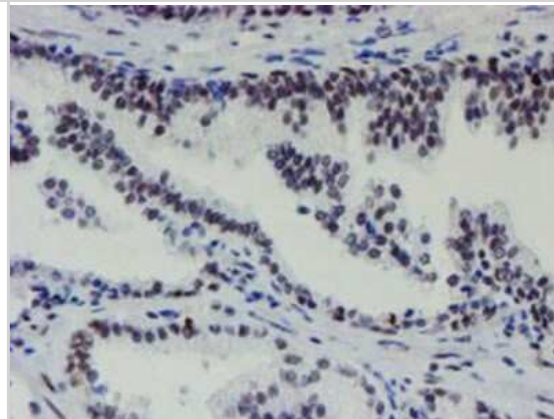
Immunohistochemistry: METT10D Antibody (OT13B5) - Azide and BSA Free [NBP2-72654] - Staining of paraffin-embedded Carcinoma of Human prostate tissue using anti-METT10D mouse monoclonal antibody.



Immunohistochemistry: METT10D Antibody (OT13B5) - Azide and BSA Free [NBP2-72654] - Staining of paraffin-embedded Carcinoma of Human thyroid tissue using anti-METT10D mouse monoclonal antibody.



Immunohistochemistry: METT10D Antibody (OT13B5) - Azide and BSA Free [NBP2-72654] - Staining of paraffin-embedded Human prostate tissue using anti-METT10D mouse monoclonal antibody.





### **Novus Biologicals USA**

10730 E. Briarwood Avenue  
Centennial, CO 80112  
USA  
Phone: 303.730.1950  
Toll Free: 1.888.506.6887  
Fax: 303.730.1966  
nb-customerservice@bio-techne.com

### **Bio-Techne Canada**

21 Canmotor Ave  
Toronto, ON M8Z 4E6  
Canada  
Phone: 905.827.6400  
Toll Free: 855.668.8722  
Fax: 905.827.6402  
canada.inquires@bio-techne.com

### **Bio-Techne Ltd**

19 Barton Lane  
Abingdon Science Park  
Abingdon, OX14 3NB, United Kingdom  
Phone: (44) (0) 1235 529449  
Free Phone: 0800 37 34 15  
Fax: (44) (0) 1235 533420  
info.EMEA@bio-techne.com

### **General Contact Information**

www.novusbio.com  
Technical Support: nb-technical@bio-techne.com  
Orders: nb-customerservice@bio-techne.com  
General: novus@novusbio.com

### **Products Related to NBP2-72654**

---

|                  |  |
|------------------|--|
| NBP2-33376H      | Blue Marker Antibody (6F4-F6) [HRP]                |
| HAF007           | Goat anti-Mouse IgG Secondary Antibody [HRP]       |
| NB7539           | Goat anti-Mouse IgG (H+L) Secondary Antibody [HRP] |
| NBP1-97005-0.5mg | Mouse IgG1 Isotype Control (MG1)                   |

---

### **Limitations**

This product is for research use only and is not approved for use in humans or in clinical diagnosis. Primary Antibodies are guaranteed for 1 year from date of receipt.

For more information on our 100% guarantee, please visit [www.novusbio.com/guarantee](http://www.novusbio.com/guarantee)

Earn gift cards/discounts by submitting a review: [www.novusbio.com/reviews/submit/NBP2-72654](http://www.novusbio.com/reviews/submit/NBP2-72654)

Earn gift cards/discounts by submitting a publication using this product:  
[www.novusbio.com/publications](http://www.novusbio.com/publications)

