

Product Datasheet

Methylmalonyl Coenzyme A mutase Antibody (OTI2C8) - Azide and BSA Free NBP2-72652

Unit Size: 100 ug

Store at -20C. Avoid freeze-thaw cycles.

www.novusbio.com



technical@novusbio.com

Protocols, Publications, Related Products, Reviews, Research Tools and Images at:
www.novusbio.com/NBP2-72652

Updated 9/9/2025 v.20.1

Earn rewards for product
reviews and publications.

Submit a publication at www.novusbio.com/publications

Submit a review at www.novusbio.com/reviews/destination/NBP2-72652

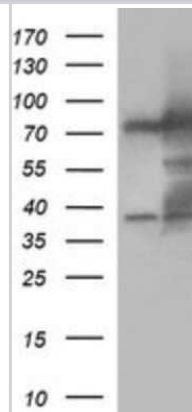


NBP2-72652**Methylmalonyl Coenzyme A mutase Antibody (OTI2C8) - Azide and BSA Free**

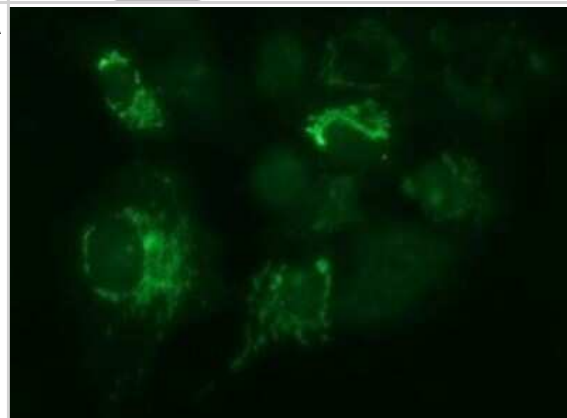
Product Information	
Unit Size	100 ug
Concentration	LYOPH mg/ml
Storage	Store at -20C. Avoid freeze-thaw cycles.
Clonality	Monoclonal
Clone	OTI2C8
Preservative	No Preservative
Reconstitution Instructions	we recommend adding 100uL distilled water to a final antibody concentration of about 1 mg/mL. To use this carrier-free antibody for conjugation experiment, we strongly recommend performing another round of desalting process.
Isotype	IgG2a
Purity	Immunogen affinity purified
Buffer	Lyophilized from PBS (pH 7.3) with 8% Trehalose
Target Molecular Weight	79.3 kDa
Product Description	
Description	Novus Biologicals Mouse Methylmalonyl Coenzyme A mutase Antibody (OTI2C8) - Azide and BSA Free (NBP2-46053) is a monoclonal antibody validated for use in WB and ICC/IF. All Novus Biologicals antibodies are covered by our 100% guarantee.
Host	Mouse
Gene ID	4594
Gene Symbol	MMUT
Species	Human
Immunogen	Full length human recombinant protein of human MUT(NP_000246) produced in HEK293T cell.
Product Application Details	
Applications	Western Blot, Immunocytochemistry/ Immunofluorescence
Recommended Dilutions	Western Blot 1:4000, Immunocytochemistry/ Immunofluorescence 1:100

Images

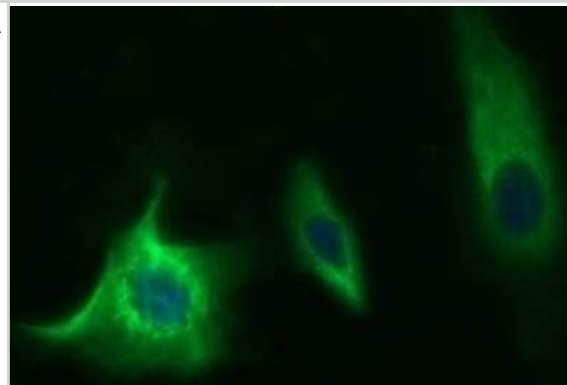
Western Blot: Methylmalonyl Coenzyme A mutase Antibody (OT12C8) - Azide and BSA Free [NBP2-72652] - Analysis of HEK293T cells were transfected with the pCMV6-ENTRY control (Left lane) or pCMV6-ENTRY Methylmalonyl Coenzyme A.



Immunocytochemistry/Immunofluorescence: Methylmalonyl Coenzyme A mutase Antibody (OT12C8) - Azide and BSA Free [NBP2-72652] - Analysis of COS7 cells transiently transfected by pCMV6-ENTRY Methylmalonyl Coenzyme A mutase.



Immunocytochemistry/Immunofluorescence: Methylmalonyl Coenzyme A mutase Antibody (OT12C8) - Azide and BSA Free [NBP2-72652] - Analysis of HeLa cells.





Novus Biologicals USA

10730 E. Briarwood Avenue
Centennial, CO 80112
USA
Phone: 303.730.1950
Toll Free: 1.888.506.6887
Fax: 303.730.1966
nb-customerservice@bio-techne.com

Bio-Techne Canada

21 Canmotor Ave
Toronto, ON M8Z 4E6
Canada
Phone: 905.827.6400
Toll Free: 855.668.8722
Fax: 905.827.6402
canada.inquires@bio-techne.com

Bio-Techne Ltd

19 Barton Lane
Abingdon Science Park
Abingdon, OX14 3NB, United Kingdom
Phone: (44) (0) 1235 529449
Free Phone: 0800 37 34 15
Fax: (44) (0) 1235 533420
info.EMEA@bio-techne.com

General Contact Information

www.novusbio.com
Technical Support: nb-technical@bio-techne.com
Orders: nb-customerservice@bio-techne.com
General: novus@novusbio.com

Products Related to NBP2-72652

NBP2-33376H	Blue Marker Antibody (6F4-F6) [HRP]
HAF007	Goat anti-Mouse IgG Secondary Antibody [HRP]
NB7539	Goat anti-Mouse IgG (H+L) Secondary Antibody [HRP]
NBP1-96778	Mouse IgG2a Isotype Control (M2A)

Limitations

This product is for research use only and is not approved for use in humans or in clinical diagnosis. Primary Antibodies are guaranteed for 1 year from date of receipt.

For more information on our 100% guarantee, please visit www.novusbio.com/guarantee

Earn gift cards/discounts by submitting a review: www.novusbio.com/reviews/submit/NBP2-72652

Earn gift cards/discounts by submitting a publication using this product:
www.novusbio.com/publications

