Product Datasheet

COMMD1 Antibody (OTI2E2) - Azide and BSA Free
NBP2-72418

Unit Size: 100 ug

Store at -20C. Avoid freeze-thaw cycles.

www.novusbio.com technical@novusbio.com

Protocols, Publications, Related Products, Reviews, Research Tools and Images at:
www.novusbio.com/NBP2-72418

Updated 9/9/2025 v.20.1

Earn rewards for product reviews and publications.
Submit a publication at www.novusbio.com/publications
Submit a review at www.novusbio.com/reviews/destination/NBP2-72418

NBP2-72418

COMMD1 Antibody (OTI2E2) - Azide and BSA Free

Product Information

Unit Size	100 ug
Concentration	LYOPH mg/ml
Storage	Store at -20C. Avoid freeze-thaw cycles.
Clonality	Monoclonal
Clone	OTI2E2
Preservative	No Preservative
Reconstitution Instructions	we recommend adding 100uL distilled water to a final antibody concentration of about 1 mg/mL. To use this carrier-free antibody for conjugation experiment, we strongly recommend performing another round of desalting process.
Isotype	IgG2a
Purity	Immunogen affinity purified
Buffer	Lyophilized from PBS (pH 7.3) with 8% Trehalose
Target Molecular Weight	21 kDa

Product Description

Description	Novus Biologicals Mouse COMMD1 Antibody (OTI2E2) - Azide and BSA Free (NBP2-46331) is a monoclonal antibody validated for use in IHC, WB and Flow. All Novus Biologicals antibodies are covered by our 100% guarantee.
Host	Mouse
Gene ID	150684
Gene Symbol	COMMD1
Species	Human, Mouse, Rat, Monkey
Reactivity Notes	Please note that this antibody is reactive to Mouse and derived from the same host, Mouse. Mouse-On-Mouse blocking reagent may be needed for IHC and ICC experiments to reduce high background signal. You can find these reagents under catalog numbers PK-2200-NB and MP-2400-NB. Please contact Technical Support if you have any questions.
Immunogen	Full length human recombinant protein of human COMMD1(NP_689729) produced in HEK293T cell.

Product Application Details

Applications	Western Blot, Immunohistochemistry-Paraffin, Flow Cytometry, Immunohistochemistry, CyTOF-ready
Recommended Dilutions	Western Blot 1:2000, Flow Cytometry 1:100, Immunohistochemistry 1:150, Immunohistochemistry-Paraffin, CyTOF-ready

Images

Western Blot: COMMD1 Antibody (OTI2E2) - Azide and BSA Free [NBP2-72418] - Analysis of HEK293T cells were transfected with the pCMV6-ENTRY control (Left lane) or pCMV6-ENTRY COMMD1.

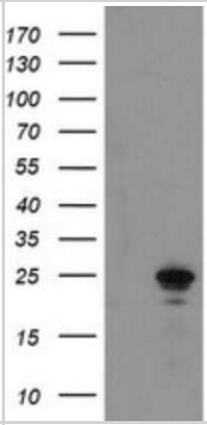

Immunohistochemistry: COMMD1 Antibody (OTI2E2) - Azide and BSA Free [NBP2-72418] - Analysis of Human prostate tissue.

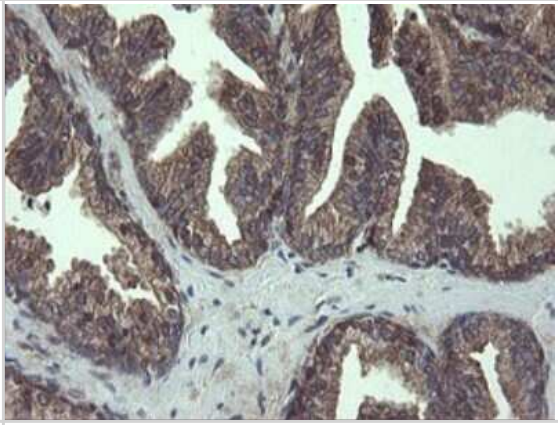

Flow Cytometry: COMMD1 Antibody (OTI2E2) - Azide and BSA Free [NBP2-72418] - Analysis of HEK293T cells transfected with either overexpress plasmid(Red) or empty vector control plasmid(Blue) were immunostaining by COMMD1 antibody, and then analyzed by flow cytometry.

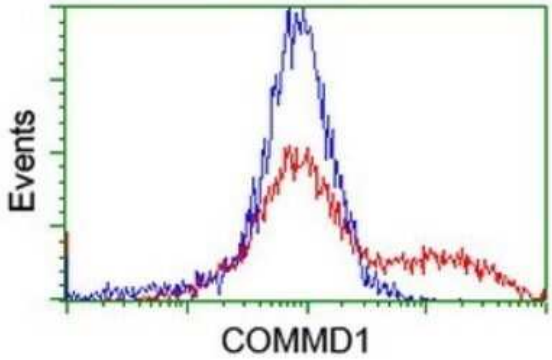

Western Blot: COMMD1 Antibody (OTI2E2) - Azide and BSA Free [NBP2-72418] - Analysis of extracts (35ug) from 9 different cell lines (HepG2: human; HeLa: human; SVT2: mouse; A549: human; COS7: monkey; Jurkat: human; MDCK: canine; PC12: rat; MCF7: human).

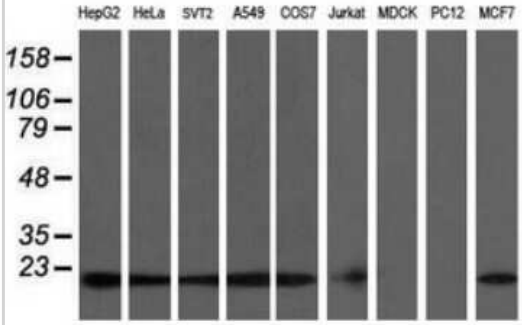

Immunohistochemistry: COMMD1 Antibody (OTI2E2) - Azide and BSA Free [NBP2-72418] - Analysis of Adenocarcinoma of Human breast tissue.	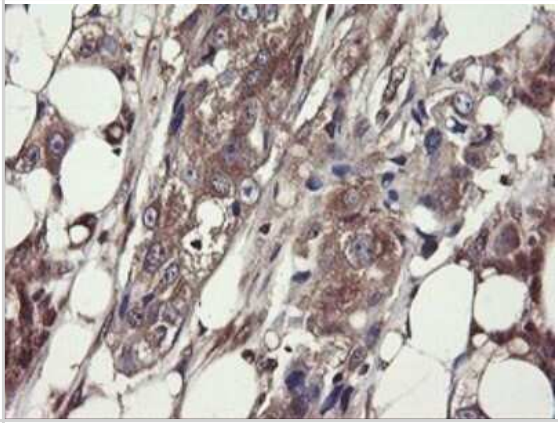
Immunohistochemistry: COMMD1 Antibody (OTI2E2) - Azide and BSA Free [NBP2-72418] - Analysis of Adenocarcinoma of Human endometrium tissue.	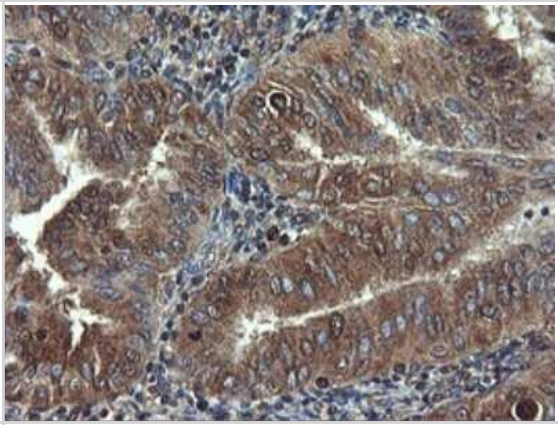
Immunohistochemistry: COMMD1 Antibody (OTI2E2) - Azide and BSA Free [NBP2-72418] - Analysis of Adenocarcinoma of Human ovary tissue.	
Immunohistochemistry: COMMD1 Antibody (OTI2E2) - Azide and BSA Free [NBP2-72418] - Analysis of Carcinoma of Human bladder tissue.	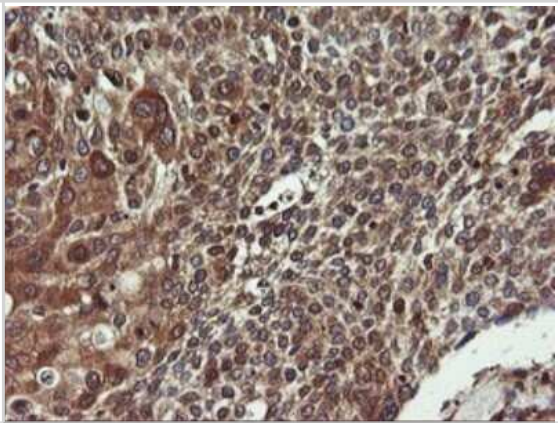

Immunohistochemistry: COMMD1 Antibody (OTI2E2) - Azide and BSA Free [NBP2-72418] - Analysis of Carcinoma of Human pancreas tissue.	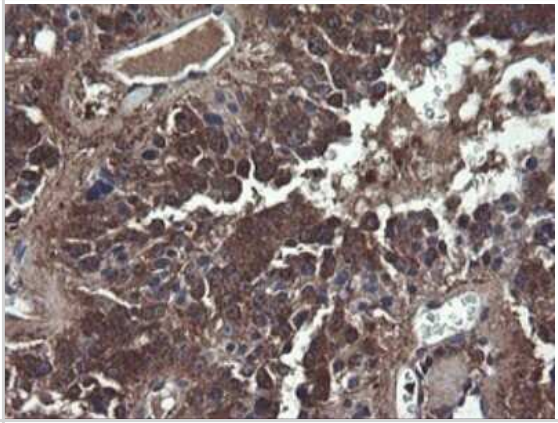
Immunohistochemistry: COMMD1 Antibody (OTI2E2) - Azide and BSA Free [NBP2-72418] - Analysis of Carcinoma of Human prostate tissue.	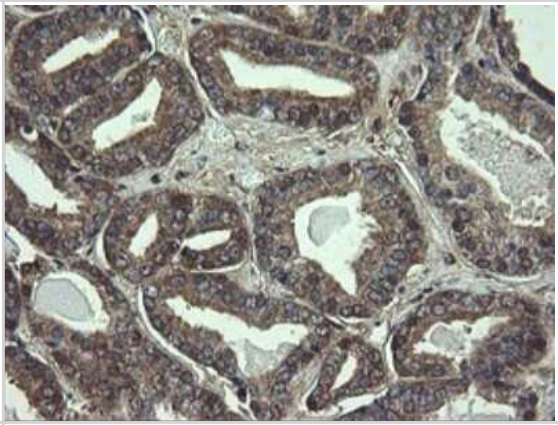
Immunohistochemistry: COMMD1 Antibody (OTI2E2) - Azide and BSA Free [NBP2-72418] - Analysis of Human breast tissue.	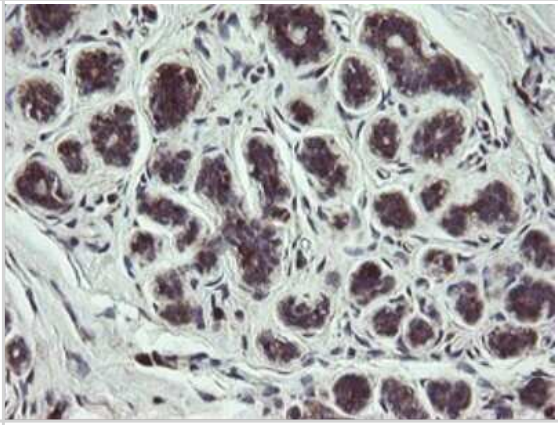
Immunohistochemistry: COMMD1 Antibody (OTI2E2) - Azide and BSA Free [NBP2-72418] - Analysis of Human Kidney tissue.	

Immunohistochemistry: COMMD1 Antibody (OTI2E2) - Azide and BSA Free [NBP2-72418] - Analysis of Human lung tissue.

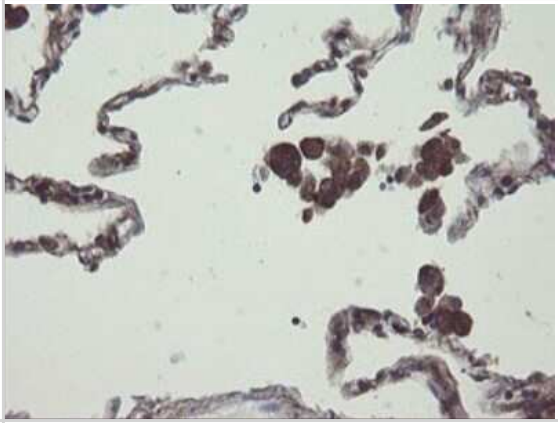

Immunohistochemistry: COMMD1 Antibody (OTI2E2) - Azide and BSA Free [NBP2-72418] - Analysis of Human lymphoma tissue.

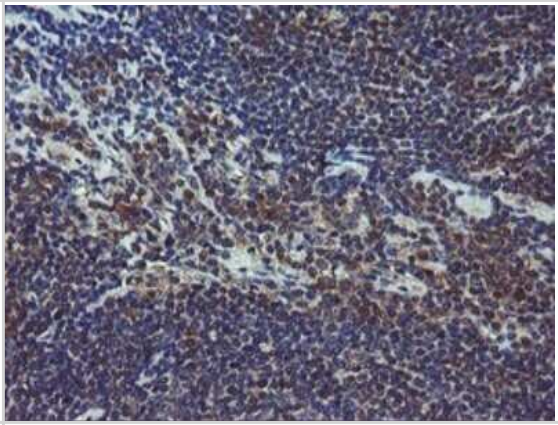

Immunohistochemistry: COMMD1 Antibody (OTI2E2) - Azide and BSA Free [NBP2-72418] - Analysis of Human pancreas tissue.

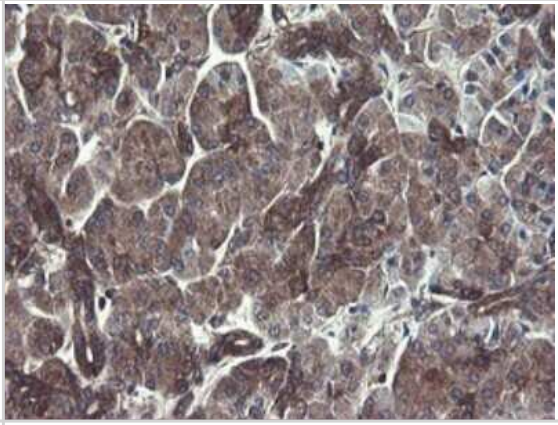

Immunohistochemistry: COMMD1 Antibody (OTI2E2) - Azide and BSA Free [NBP2-72418] - Analysis of Human tonsil tissue.

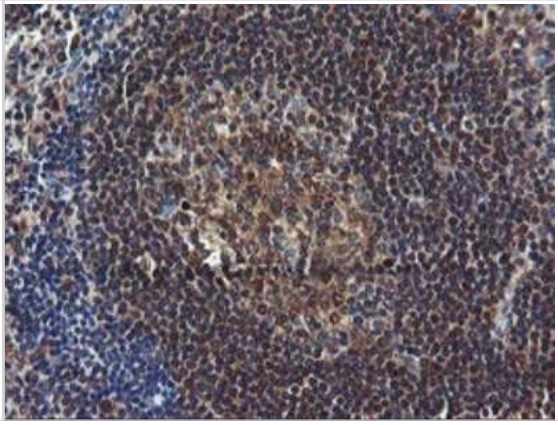

Flow Cytometry: COMMD1 Antibody (OTI2E2) - Azide and BSA Free [NBP2-72418] - Analysis of Hela cells, using COMMD1 antibody (Red), compared to a nonspecific negative control antibody (Blue).	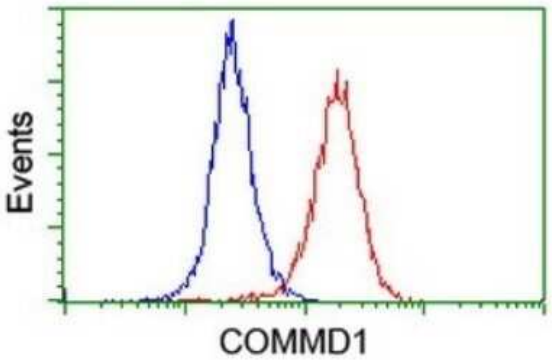
Flow Cytometry: COMMD1 Antibody (OTI2E2) - Azide and BSA Free [NBP2-72418] - Analysis of Jurkat cells, using COMMD1 antibody (Red), compared to a nonspecific negative control antibody (Blue).	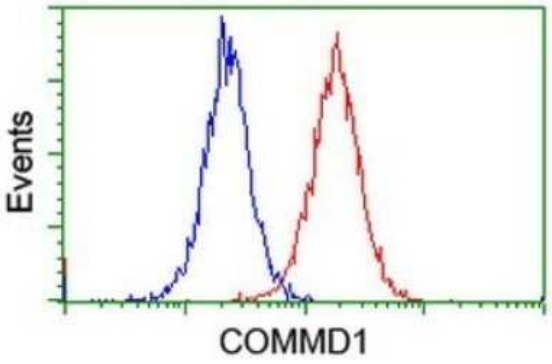

Novus Biologicals USA
10730 E. Briarwood Avenue
Centennial, CO 80112
USA
Phone: 303.730.1950
Toll Free: 1.888.506.6887
Fax: 303.730.1966
nb-customerservice@bio-techne.com

Bio-Techne Canada
21 Canmotor Ave
Toronto, ON M8Z 4E6
Canada
Phone: 905.827.6400
Toll Free: 855.668.8722
Fax: 905.827.6402
canada.inquires@bio-techne.com

Bio-Techne Ltd
19 Barton Lane
Abingdon Science Park
Abingdon, OX14 3NB, United Kingdom
Phone: (44) (0) 1235 529449
Free Phone: 0800 37 34 15
Fax: (44) (0) 1235 533420
info.EMEA@bio-techne.com

General Contact Information
www.novusbio.com
Technical Support: nb-technical@bio-techne.com
Orders: nb-customerservice@bio-techne.com
General: novus@novusbio.com

Products Related to NBP2-72418

NBP2-33376H	Blue Marker Antibody (6F4-F6) [HRP]
HAF007	Goat anti-Mouse IgG Secondary Antibody [HRP]
NB7539	Goat anti-Mouse IgG (H+L) Secondary Antibody [HRP]
NBP1-96778	Mouse IgG2a Isotype Control (M2A)

Limitations
This product is for research use only and is not approved for use in humans or in clinical diagnosis. Primary Antibodies are guaranteed for 1 year from date of receipt.

For more information on our 100% guarantee, please visit www.novusbio.com/guarantee

Earn gift cards/discounts by submitting a review: www.novusbio.com/reviews/submit/NBP2-72418

Earn gift cards/discounts by submitting a publication using this product: www.novusbio.com/publications