

Product Datasheet

HEXO Antibody (OT11B3) - Azide and BSA Free NBP2-72312

Unit Size: 100 ug

Store at -20C. Avoid freeze-thaw cycles.

www.novusbio.com



technical@novusbio.com

Protocols, Publications, Related Products, Reviews, Research Tools and Images at:
www.novusbio.com/NBP2-72312

Updated 9/9/2025 v.20.1

Earn rewards for product
reviews and publications.

Submit a publication at www.novusbio.com/publications

Submit a review at www.novusbio.com/reviews/destination/NBP2-72312



NBP2-72312

HEXO Antibody (OTI1B3) - Azide and BSA Free

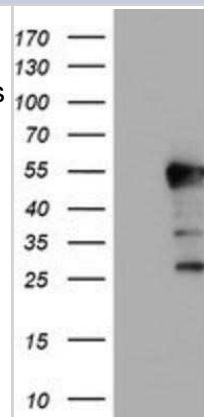
Product Information	
Unit Size	100 ug
Concentration	LYOPH mg/ml
Storage	Store at -20C. Avoid freeze-thaw cycles.
Clonality	Monoclonal
Clone	OTI1B3
Preservative	No Preservative
Reconstitution Instructions	we recommend adding 100uL distilled water to a final antibody concentration of about 1 mg/mL. To use this carrier-free antibody for conjugation experiment, we strongly recommend performing another round of desalting process.
Isotype	IgG2b
Purity	Immunogen affinity purified
Buffer	Lyophilized from PBS (pH 7.3) with 8% Trehalose
Target Molecular Weight	39.9 kDa

Product Description	
Description	Novus Biologicals Mouse HEXO Antibody (OTI1B3) - Azide and BSA Free (NBP2-01655) is a monoclonal antibody validated for use in IHC, WB and Flow. All Novus Biologicals antibodies are covered by our 100% guarantee.
Host	Mouse
Gene ID	90459
Gene Symbol	ER11
Species	Human, Rat, Primate, Monkey
Immunogen	Full length human recombinant protein of human ER11(NP_699163) produced in HEK293T cell.

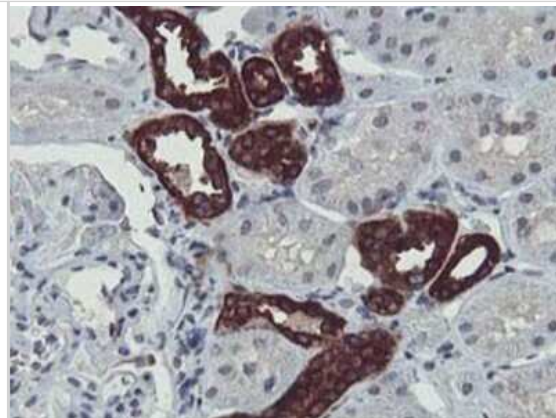
Product Application Details	
Applications	Western Blot, Immunohistochemistry-Paraffin, Flow Cytometry, Immunohistochemistry
Recommended Dilutions	Western Blot 1:500-2000, Flow Cytometry, Immunohistochemistry 1:150, Immunohistochemistry-Paraffin

Images

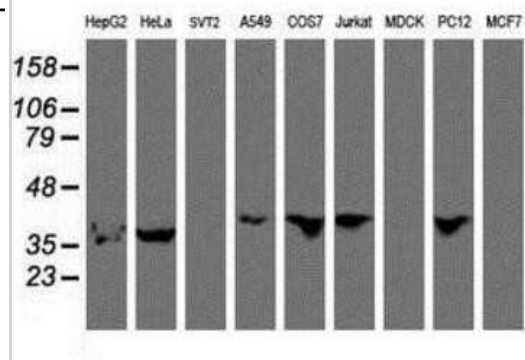
Western Blot: HEXO Antibody (OTI1B3) - Azide and BSA Free [NBP2-72312] - HEK293T cells were transfected with the pCMV6-ENTRY control (Left lane) or pCMV6-ENTRY HEXO (Right lane) cDNA for 48 hrs and lysed. Equivalent amounts of cell lysates (5 ug per lane) were separated by SDS-PAGE and immunoblotted with anti-HEXO.



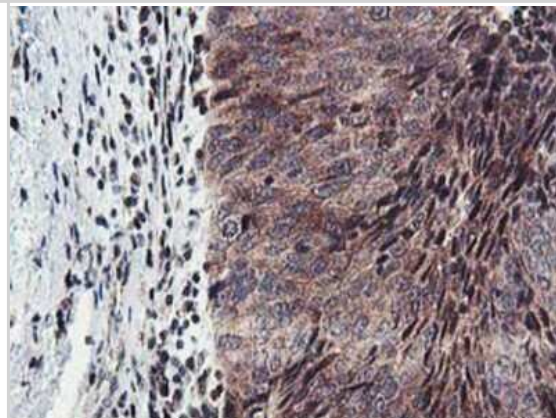
Immunohistochemistry: HEXO Antibody (OT11B3) - Azide and BSA Free [NBP2-72312] - Staining of paraffin-embedded Human Kidney tissue using anti-HEXO mouse monoclonal antibody.



Flow Cytometry: HEXO Antibody (OT11B3) - Azide and BSA Free [NBP2-72312] - Analysis of extracts (35ug) from 9 different cell lines by using anti-HEXO monoclonal antibody.



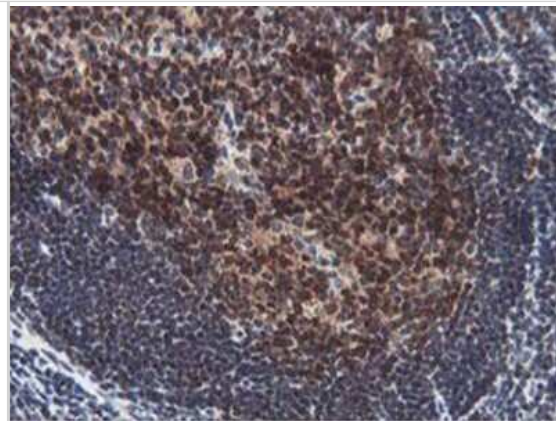
Immunohistochemistry: HEXO Antibody (OT11B3) - Azide and BSA Free [NBP2-72312] - Staining of paraffin-embedded Carcinoma of Human bladder tissue using anti-HEXO mouse monoclonal antibody.



Immunohistochemistry: HEXO Antibody (OT11B3) - Azide and BSA Free [NBP2-72312] - Staining of paraffin-embedded Human endometrium tissue using anti-HEXO mouse monoclonal antibody.



Immunohistochemistry: HEXO Antibody (OT11B3) - Azide and BSA Free [NBP2-72312] - Staining of paraffin-embedded Human tonsil using anti-HEXO mouse monoclonal antibody.





Novus Biologicals USA

10730 E. Briarwood Avenue
Centennial, CO 80112
USA
Phone: 303.730.1950
Toll Free: 1.888.506.6887
Fax: 303.730.1966
nb-customerservice@bio-techne.com

Bio-Techne Canada

21 Canmotor Ave
Toronto, ON M8Z 4E6
Canada
Phone: 905.827.6400
Toll Free: 855.668.8722
Fax: 905.827.6402
canada.inquires@bio-techne.com

Bio-Techne Ltd

19 Barton Lane
Abingdon Science Park
Abingdon, OX14 3NB, United Kingdom
Phone: (44) (0) 1235 529449
Free Phone: 0800 37 34 15
Fax: (44) (0) 1235 533420
info.EMEA@bio-techne.com

General Contact Information

www.novusbio.com
Technical Support: nb-technical@bio-techne.com
Orders: nb-customerservice@bio-techne.com
General: novus@novusbio.com

Products Related to NBP2-72312

NBP2-33376H	Blue Marker Antibody (6F4-F6) [HRP]
HAF007	Goat anti-Mouse IgG Secondary Antibody [HRP]
NB7539	Goat anti-Mouse IgG (H+L) Secondary Antibody [HRP]
NBP2-27231	Mouse IgG2b Isotype Control (MPC-11)

Limitations

This product is for research use only and is not approved for use in humans or in clinical diagnosis. Primary Antibodies are guaranteed for 1 year from date of receipt.

For more information on our 100% guarantee, please visit www.novusbio.com/guarantee

Earn gift cards/discounts by submitting a review: www.novusbio.com/reviews/submit/NBP2-72312

Earn gift cards/discounts by submitting a publication using this product:
www.novusbio.com/publications

