

Product Datasheet

GIMAP4 Antibody (OTI1A11) - Azide and BSA Free NBP2-71996

Unit Size: 100 ug

Store at -20C. Avoid freeze-thaw cycles.

www.novusbio.com



technical@novusbio.com

Protocols, Publications, Related Products, Reviews, Research Tools and Images at:
www.novusbio.com/NBP2-71996

Updated 9/9/2025 v.20.1

Earn rewards for product
reviews and publications.

Submit a publication at www.novusbio.com/publications

Submit a review at www.novusbio.com/reviews/destination/NBP2-71996



NBP2-71996

GIMAP4 Antibody (OT11A11) - Azide and BSA Free

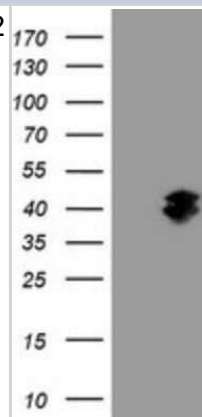
Product Information	
Unit Size	100 ug
Concentration	LYOPH mg/ml
Storage	Store at -20C. Avoid freeze-thaw cycles.
Clonality	Monoclonal
Clone	OT11A11
Preservative	No Preservative
Reconstitution Instructions	we recommend adding 100uL distilled water to a final antibody concentration of about 1 mg/mL. To use this carrier-free antibody for conjugation experiment, we strongly recommend performing another round of desalting process.
Isotype	IgG1
Purity	Immunogen affinity purified
Buffer	Lyophilized from PBS (pH 7.3) with 8% Trehalose
Target Molecular Weight	37.4 kDa

Product Description	
Description	Novus Biologicals Mouse GIMAP4 Antibody (OT11A11) - Azide and BSA Free (NBP2-45854) is a monoclonal antibody validated for use in IHC, WB and ICC/IF. All Novus Biologicals antibodies are covered by our 100% guarantee.
Host	Mouse
Gene ID	55303
Gene Symbol	GIMAP4
Species	Human
Immunogen	Full length human recombinant protein of human GIMAP4(NP_060796) produced in HEK293T cell.

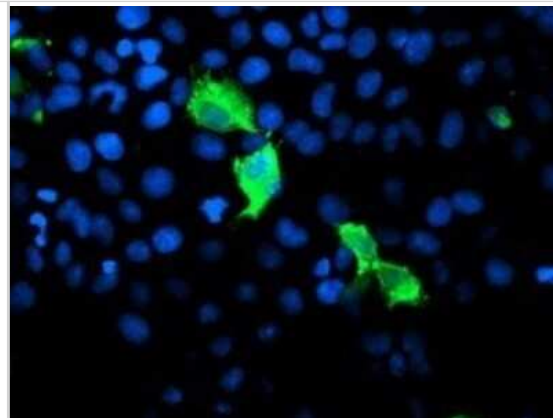
Product Application Details	
Applications	Western Blot, Immunohistochemistry-Paraffin, Immunocytochemistry/Immunofluorescence, Immunohistochemistry
Recommended Dilutions	Western Blot 1:2000, Immunohistochemistry 1:150, Immunocytochemistry/Immunofluorescence 1:100, Immunohistochemistry-Paraffin

Images

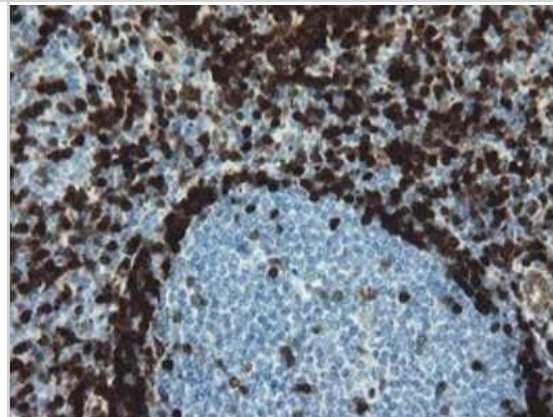
Western Blot: GIMAP4 Antibody (OT11A11) - Azide and BSA Free [NBP2-71996] - Analysis of HEK293T cells were transfected with the pCMV6-ENTRY control (Left lane) or pCMV6-ENTRY GIMAP4 .



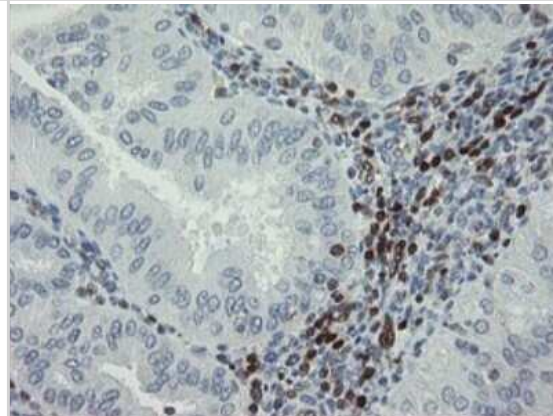
Immunocytochemistry/Immunofluorescence: GIMAP4 Antibody (OTI1A11) - Azide and BSA Free [NBP2-71996] - Analysis of COS7 cells transiently transfected by pCMV6-ENTRY GIMAP4.



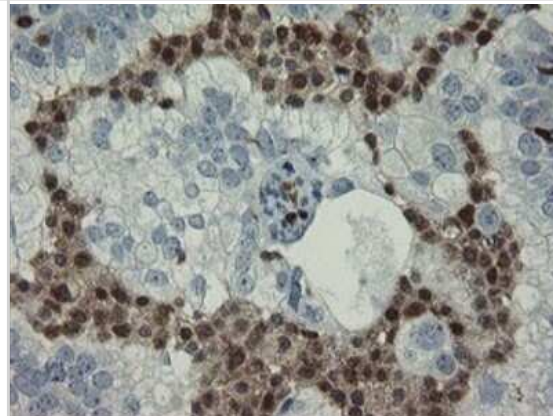
Immunohistochemistry: GIMAP4 Antibody (OTI1A11) - Azide and BSA Free [NBP2-71996] - Analysis of Human tonsil tissue.



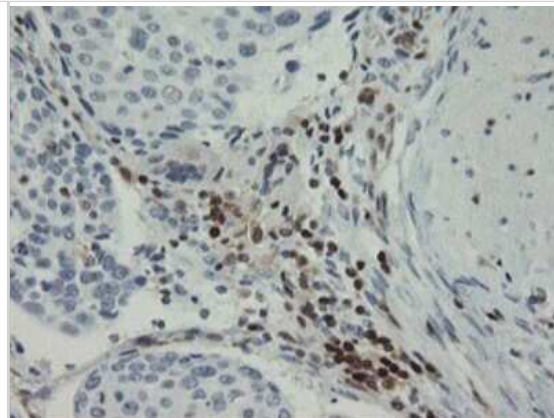
Immunohistochemistry: GIMAP4 Antibody (OTI1A11) - Azide and BSA Free [NBP2-71996] - Analysis of Adenocarcinoma of Human endometrium tissue.



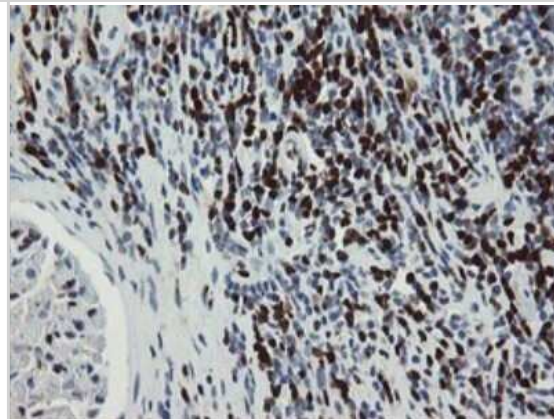
Immunohistochemistry: GIMAP4 Antibody (OTI1A11) - Azide and BSA Free [NBP2-71996] - Analysis of Adenocarcinoma of Human ovary tissue.



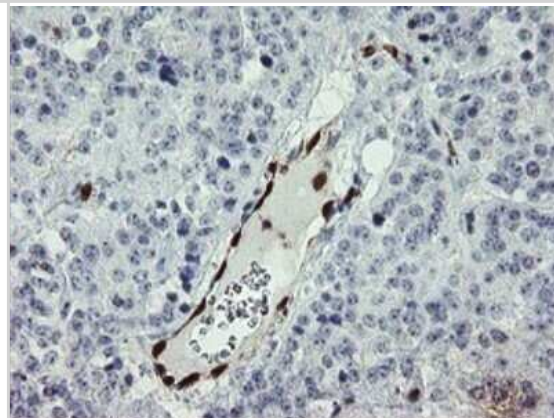
Immunohistochemistry: GIMAP4 Antibody (OTI1A11) - Azide and BSA Free [NBP2-71996] - Analysis of Carcinoma of Human bladder tissue.



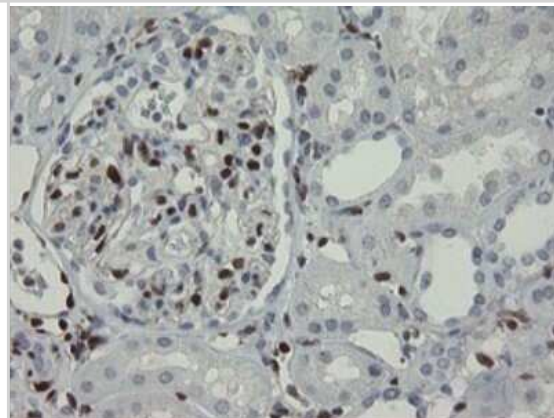
Immunohistochemistry: GIMAP4 Antibody (OTI1A11) - Azide and BSA Free [NBP2-71996] - Analysis of Carcinoma of Human kidney tissue.



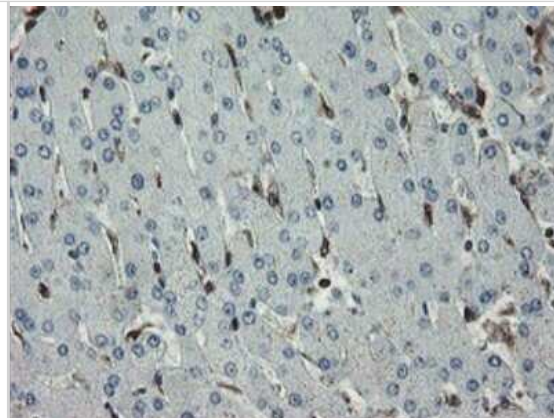
Immunohistochemistry: GIMAP4 Antibody (OTI1A11) - Azide and BSA Free [NBP2-71996] - Analysis of Carcinoma of Human pancreas tissue.



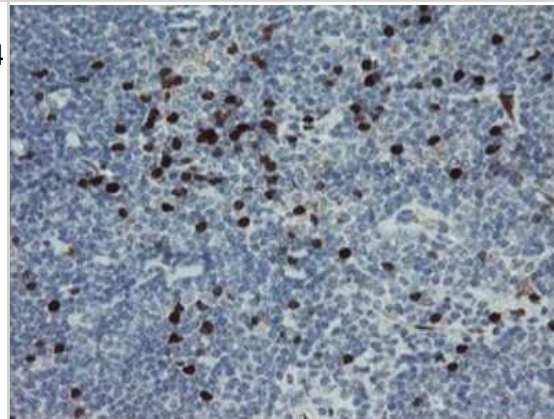
Immunohistochemistry: GIMAP4 Antibody (OTI1A11) - Azide and BSA Free [NBP2-71996] - Analysis of Human Kidney tissue.



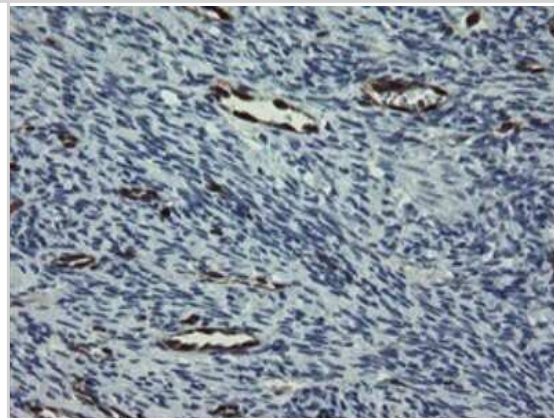
Immunohistochemistry: GIMAP4 Antibody (OTI1A11) - Azide and BSA Free [NBP2-71996] - Analysis of Human liver tissue within the normal limits using GIMAP4 mouse monoclonal antibody.



Immunohistochemistry: GIMAP4 Antibody (OTI1A11) - Azide and BSA Free [NBP2-71996] - Analysis of Human lymphoma tissue using GIMAP4 mouse monoclonal antibody.



Immunohistochemistry: GIMAP4 Antibody (OTI1A11) - Azide and BSA Free [NBP2-71996] - Analysis of Human Ovary tissue.





Novus Biologicals USA

10730 E. Briarwood Avenue
Centennial, CO 80112
USA
Phone: 303.730.1950
Toll Free: 1.888.506.6887
Fax: 303.730.1966
nb-customerservice@bio-techne.com

Bio-Techne Canada

21 Canmotor Ave
Toronto, ON M8Z 4E6
Canada
Phone: 905.827.6400
Toll Free: 855.668.8722
Fax: 905.827.6402
canada.inquires@bio-techne.com

Bio-Techne Ltd

19 Barton Lane
Abingdon Science Park
Abingdon, OX14 3NB, United Kingdom
Phone: (44) (0) 1235 529449
Free Phone: 0800 37 34 15
Fax: (44) (0) 1235 533420
info.EMEA@bio-techne.com

General Contact Information

www.novusbio.com
Technical Support: nb-technical@bio-techne.com
Orders: nb-customerservice@bio-techne.com
General: novus@novusbio.com

Products Related to NBP2-71996

NBP2-33376H	Blue Marker Antibody (6F4-F6) [HRP]
HAF007	Goat anti-Mouse IgG Secondary Antibody [HRP]
NB7539	Goat anti-Mouse IgG (H+L) Secondary Antibody [HRP]
NBP1-97005-0.5mg	Mouse IgG1 Isotype Control (MG1)

Limitations

This product is for research use only and is not approved for use in humans or in clinical diagnosis. Primary Antibodies are guaranteed for 1 year from date of receipt.

For more information on our 100% guarantee, please visit www.novusbio.com/guarantee

Earn gift cards/discounts by submitting a review: www.novusbio.com/reviews/submit/NBP2-71996

Earn gift cards/discounts by submitting a publication using this product:
www.novusbio.com/publications

