

Product Datasheet

PBDC1 Antibody (OTI5A11) - Azide and BSA Free NBP2-71911

Unit Size: 100 ug

Store at -20C. Avoid freeze-thaw cycles.

www.novusbio.com



technical@novusbio.com

Protocols, Publications, Related Products, Reviews, Research Tools and Images at:
www.novusbio.com/NBP2-71911

Updated 9/9/2025 v.20.1

Earn rewards for product
reviews and publications.

Submit a publication at www.novusbio.com/publications

Submit a review at www.novusbio.com/reviews/destination/NBP2-71911




NBP2-71911**PBDC1 Antibody (OTI5A11) - Azide and BSA Free**

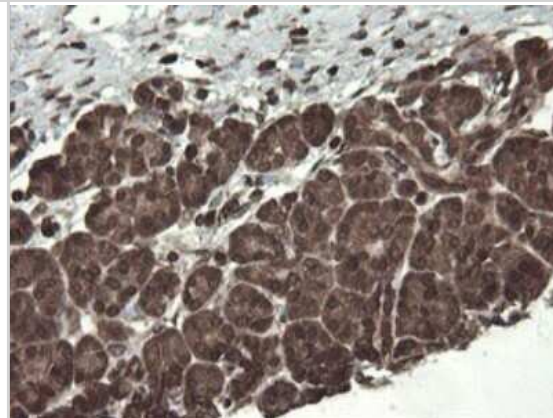
Product Information	
Unit Size	100 ug
Concentration	LYOPH mg/ml
Storage	Store at -20C. Avoid freeze-thaw cycles.
Clonality	Monoclonal
Clone	OTI5A11
Preservative	No Preservative
Reconstitution Instructions	we recommend adding 100uL distilled water to a final antibody concentration of about 1 mg/mL. To use this carrier-free antibody for conjugation experiment, we strongly recommend performing another round of desalting process.
Isotype	IgG1
Purity	Immunogen affinity purified
Buffer	Lyophilized from PBS (pH 7.3) with 8% Trehalose
Target Molecular Weight	25.9 kDa
Product Description	
Description	Novus Biologicals Mouse PBDC1 Antibody (OTI5A11) - Azide and BSA Free (NBP2-46410) is a monoclonal antibody validated for use in IHC and WB. All Novus Biologicals antibodies are covered by our 100% guarantee.
Host	Mouse
Gene ID	51260
Gene Symbol	PBDC1
Species	Human, Mouse, Rat
Reactivity Notes	Please note that this antibody is reactive to Mouse and derived from the same host, Mouse. Mouse-On-Mouse blocking reagent may be needed for IHC and ICC experiments to reduce high background signal. You can find these reagents under catalog numbers PK-2200-NB and MP-2400-NB. Please contact Technical Support if you have any questions.
Immunogen	Full length human recombinant protein of human CXorf26(NP_057584) produced in HEK293T cell.
Product Application Details	
Applications	Western Blot, Immunohistochemistry-Paraffin, Immunohistochemistry
Recommended Dilutions	Western Blot 1:2000, Immunohistochemistry 1:50-150, Immunohistochemistry-Paraffin

Images

Western Blot: PBDC1 Antibody (OTI5A11) - Azide and BSA Free [NBP2-71911] - Analysis of HEK293T cells were transfected with the pCMV6-ENTRY control (Left lane) or pCMV6-ENTRY CXorf26.



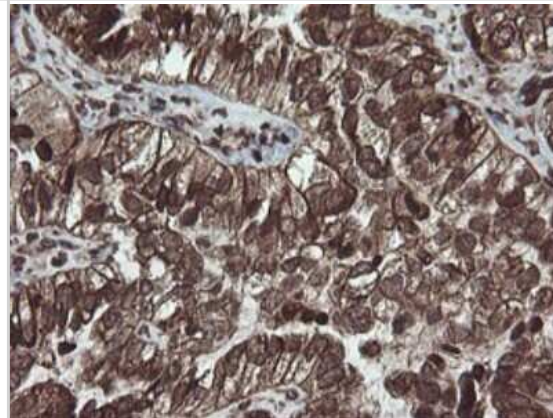
Immunohistochemistry: PBDC1 Antibody (OTI5A11) - Azide and BSA Free [NBP2-71911] - Analysis of Human pancreas tissue.



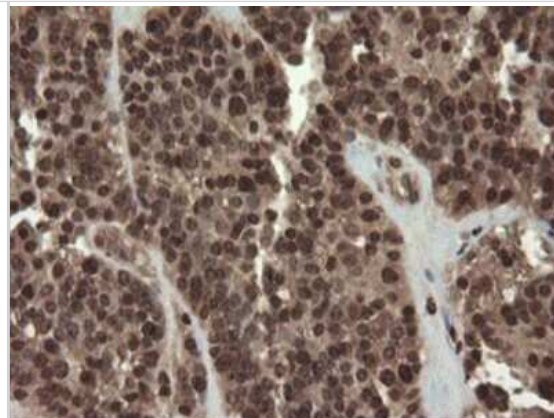
Immunohistochemistry: PBDC1 Antibody (OTI5A11) - Azide and BSA Free [NBP2-71911] - Analysis of Adenocarcinoma of Human endometrium tissue.



Immunohistochemistry: PBDC1 Antibody (OTI5A11) - Azide and BSA Free [NBP2-71911] - Analysis of Adenocarcinoma of Human ovary tissue.



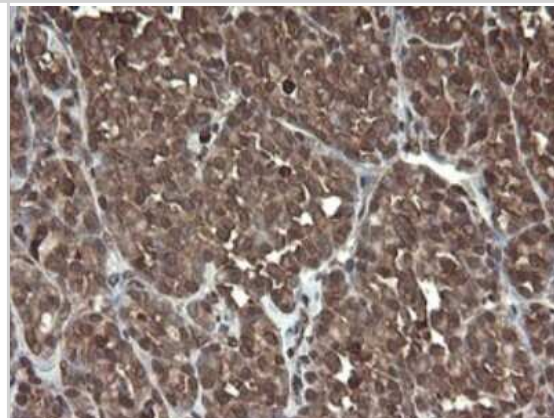
Immunohistochemistry: PBDC1 Antibody (OTI5A11) - Azide and BSA Free [NBP2-71911] - Analysis of Carcinoma of Human pancreas tissue.



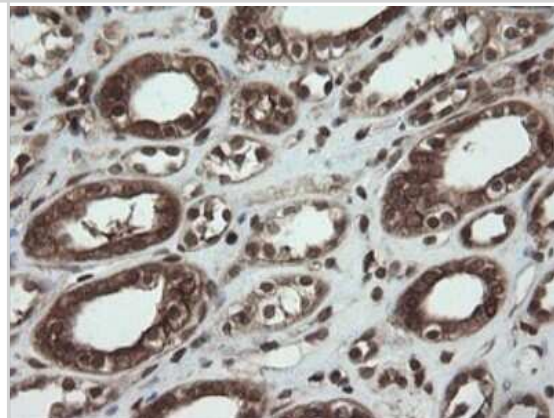
Immunohistochemistry: PBDC1 Antibody (OTI5A11) - Azide and BSA Free [NBP2-71911] - Analysis of Carcinoma of Human prostate tissue.



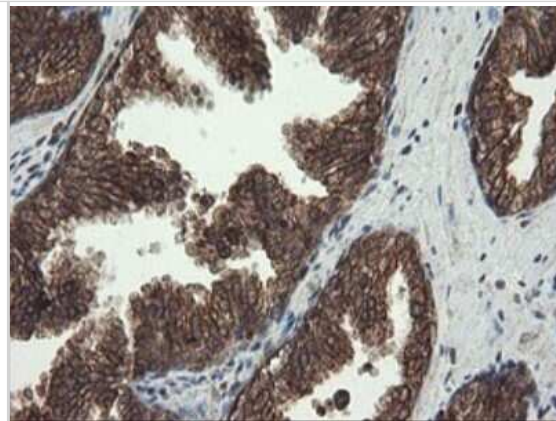
Immunohistochemistry: PBDC1 Antibody (OTI5A11) - Azide and BSA Free [NBP2-71911] - Analysis of Carcinoma of Human thyroid tissue.



Immunohistochemistry: PBDC1 Antibody (OTI5A11) - Azide and BSA Free [NBP2-71911] - Analysis of Human Kidney tissue.



Immunohistochemistry: PBDC1 Antibody (OTI5A11) - Azide and BSA Free [NBP2-71911] - Analysis of Human prostate tissue.





Novus Biologicals USA

10730 E. Briarwood Avenue
Centennial, CO 80112
USA
Phone: 303.730.1950
Toll Free: 1.888.506.6887
Fax: 303.730.1966
nb-customerservice@bio-techne.com

Bio-Techne Canada

21 Canmotor Ave
Toronto, ON M8Z 4E6
Canada
Phone: 905.827.6400
Toll Free: 855.668.8722
Fax: 905.827.6402
canada.inquires@bio-techne.com

Bio-Techne Ltd

19 Barton Lane
Abingdon Science Park
Abingdon, OX14 3NB, United Kingdom
Phone: (44) (0) 1235 529449
Free Phone: 0800 37 34 15
Fax: (44) (0) 1235 533420
info.EMEA@bio-techne.com

General Contact Information

www.novusbio.com
Technical Support: nb-technical@bio-techne.com
Orders: nb-customerservice@bio-techne.com
General: novus@novusbio.com

Products Related to NBP2-71911

NBP2-33376H	Blue Marker Antibody (6F4-F6) [HRP]
HAF007	Goat anti-Mouse IgG Secondary Antibody [HRP]
NB7539	Goat anti-Mouse IgG (H+L) Secondary Antibody [HRP]
NBP1-97005-0.5mg	Mouse IgG1 Isotype Control (MG1)

Limitations

This product is for research use only and is not approved for use in humans or in clinical diagnosis. Primary Antibodies are guaranteed for 1 year from date of receipt.

For more information on our 100% guarantee, please visit www.novusbio.com/guarantee

Earn gift cards/discounts by submitting a review: www.novusbio.com/reviews/submit/NBP2-71911

Earn gift cards/discounts by submitting a publication using this product:
www.novusbio.com/publications

