

Product Datasheet

BCKDK Antibody (OTI11C9) - Azide and BSA Free NBP2-71573

Unit Size: 100 ug

Store at -20C. Avoid freeze-thaw cycles.

www.novusbio.com



technical@novusbio.com

Protocols, Publications, Related Products, Reviews, Research Tools and Images at:
www.novusbio.com/NBP2-71573

Updated 9/9/2025 v.20.1

**Earn rewards for product
reviews and publications.**

Submit a publication at www.novusbio.com/publications

Submit a review at www.novusbio.com/reviews/destination/NBP2-71573



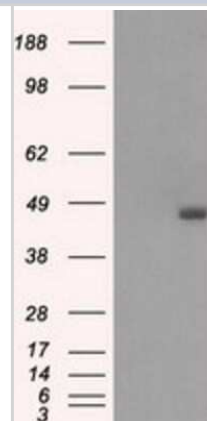
NBP2-71573

BCKDK Antibody (OTI11C9) - Azide and BSA Free

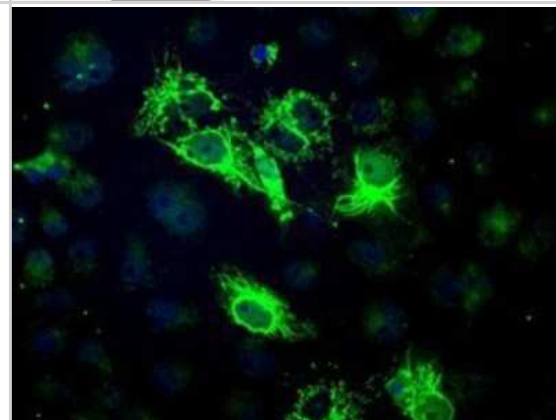
| Product Information | |
|-----------------------------|---|
| Unit Size | 100 ug |
| Concentration | LYOPH mg/ml |
| Storage | Store at -20C. Avoid freeze-thaw cycles. |
| Clonality | Monoclonal |
| Clone | OTI11C9 |
| Preservative | No Preservative |
| Reconstitution Instructions | we recommend adding 100uL distilled water to a final antibody concentration of about 1 mg/mL. To use this carrier-free antibody for conjugation experiment, we strongly recommend performing another round of desalting process. |
| Isotype | IgG1 |
| Purity | Immunogen affinity purified |
| Buffer | Lyophilized from PBS (pH 7.3) with 8% Trehalose |
| Target Molecular Weight | 46.4 kDa |
| Product Description | |
| Description | Novus Biologicals Mouse BCKDK Antibody (OTI11C9) - Azide and BSA Free (NBP1-47664) is a monoclonal antibody validated for use in IHC, WB and ICC/IF. All Novus Biologicals antibodies are covered by our 100% guarantee. |
| Host | Mouse |
| Gene ID | 10295 |
| Gene Symbol | BCKDK |
| Species | Human, Mouse, Rat |
| Reactivity Notes | Please note that this antibody is reactive to Mouse and derived from the same host, Mouse. Mouse-On-Mouse blocking reagent may be needed for IHC and ICC experiments to reduce high background signal. You can find these reagents under catalog numbers PK-2200-NB and MP-2400-NB. Please contact Technical Support if you have any questions. |
| Immunogen | Full length human recombinant protein of human BCKDK (NP_005872) produced in HEK293T cell. |
| Product Application Details | |
| Applications | Western Blot, Immunohistochemistry-Paraffin, Immunocytochemistry/Immunofluorescence, Immunohistochemistry |
| Recommended Dilutions | Western Blot 1:2000, Immunohistochemistry 1:50, Immunocytochemistry/Immunofluorescence 1:100, Immunohistochemistry-Paraffin |

Images

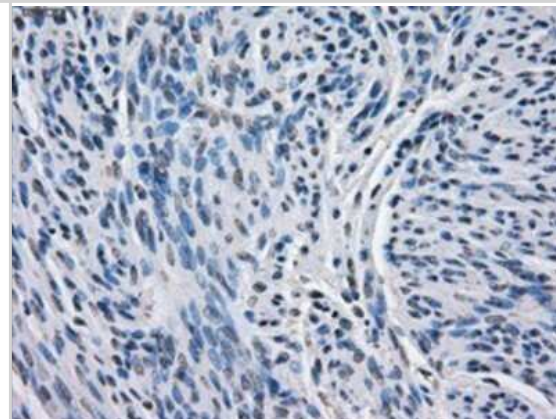
Western Blot: BCKDK Antibody (OT111C9) - Azide and BSA Free [NBP2-71573] - HEK293T cells were transfected with the pCMV6-ENTRY control (Left lane) or pCMV6-ENTRY BCKDK (Right lane) cDNA for 48 hrs and lysed. Equivalent amounts of cell lysates (5 ug per lane) were separated by SDS-PAGE and immunoblotted with anti-BCKDK.



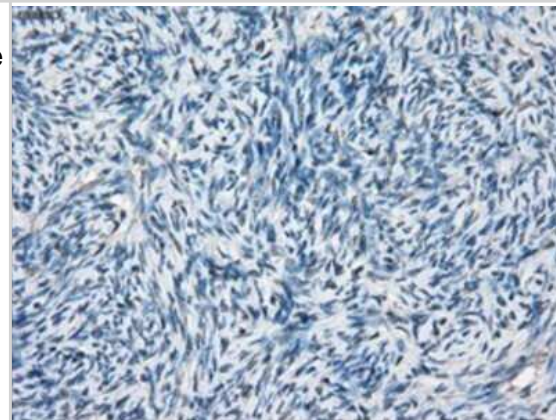
Immunocytochemistry/Immunofluorescence: BCKDK Antibody (OT111C9) - Azide and BSA Free [NBP2-71573] - Staining of COS7 cells transiently transfected by pCMV6-ENTRY BCKDK.



Immunohistochemistry: BCKDK Antibody (OT111C9) - Azide and BSA Free [NBP2-71573] - Staining of paraffin-embedded Human endometrium tissue using anti-BCKDK mouse monoclonal antibody.



Immunohistochemistry: BCKDK Antibody (OT111C9) - Azide and BSA Free [NBP2-71573] - Staining of paraffin-embedded Human Ovary tissue using anti-BCKDK mouse monoclonal antibody.





Novus Biologicals USA

10730 E. Briarwood Avenue
Centennial, CO 80112
USA
Phone: 303.730.1950
Toll Free: 1.888.506.6887
Fax: 303.730.1966
nb-customerservice@bio-techne.com

Bio-Techne Canada

21 Canmotor Ave
Toronto, ON M8Z 4E6
Canada
Phone: 905.827.6400
Toll Free: 855.668.8722
Fax: 905.827.6402
canada.inquires@bio-techne.com

Bio-Techne Ltd

19 Barton Lane
Abingdon Science Park
Abingdon, OX14 3NB, United Kingdom
Phone: (44) (0) 1235 529449
Free Phone: 0800 37 34 15
Fax: (44) (0) 1235 533420
info.EMEA@bio-techne.com

General Contact Information

www.novusbio.com
Technical Support: nb-technical@bio-techne.com
Orders: nb-customerservice@bio-techne.com
General: novus@novusbio.com

Products Related to NBP2-71573

| | |
|------------------|--|
| NBP2-33376H | Blue Marker Antibody (6F4-F6) [HRP] |
| HAF007 | Goat anti-Mouse IgG Secondary Antibody [HRP] |
| NB7539 | Goat anti-Mouse IgG (H+L) Secondary Antibody [HRP] |
| NBP1-97005-0.5mg | Mouse IgG1 Isotype Control (MG1) |

Limitations

This product is for research use only and is not approved for use in humans or in clinical diagnosis. Primary Antibodies are guaranteed for 1 year from date of receipt.

For more information on our 100% guarantee, please visit www.novusbio.com/guarantee

Earn gift cards/discounts by submitting a review: www.novusbio.com/reviews/submit/NBP2-71573

Earn gift cards/discounts by submitting a publication using this product:
www.novusbio.com/publications

