

Product Datasheet

HDAC6 Antibody (OTI1B3) - Azide and BSA Free NBP2-71531

Unit Size: 100 ug

Store at -20C. Avoid freeze-thaw cycles.

www.novusbio.com



technical@novusbio.com

Protocols, Publications, Related Products, Reviews, Research Tools and Images at:
www.novusbio.com/NBP2-71531

Updated 2/25/2026 v.20.1

Earn rewards for product
reviews and publications.

Submit a publication at www.novusbio.com/publications

Submit a review at www.novusbio.com/reviews/destination/NBP2-71531



NBP2-71531

HDAC6 Antibody (OT11B3) - Azide and BSA Free


Product Information	
Unit Size	100 ug
Concentration	LYOPH mg/ml
Storage	Store at -20C. Avoid freeze-thaw cycles.
Clonality	Monoclonal
Clone	OT11B3
Preservative	No Preservative
Reconstitution Instructions	we recommend adding 100uL distilled water to a final antibody concentration of about 1 mg/mL. To use this carrier-free antibody for conjugation experiment, we strongly recommend performing another round of desalting process.
Isotype	IgG1
Purity	Immunogen affinity purified
Buffer	Lyophilized from PBS (pH 7.3) with 8% Trehalose
Target Molecular Weight	131.2 kDa

Product Description	
Description	Novus Biologicals Mouse HDAC6 Antibody (OT11B3) - Azide and BSA Free (NBP2-03269) is a monoclonal antibody validated for use in IHC, WB, Flow and ICC/IF. All Novus Biologicals antibodies are covered by our 100% guarantee.
Host	Mouse
Gene ID	10013
Gene Symbol	HDAC6
Species	Human, Primate, Monkey
Immunogen	Full length human recombinant protein of human HDAC6 (NP_006035) produced in HEK293T cell.

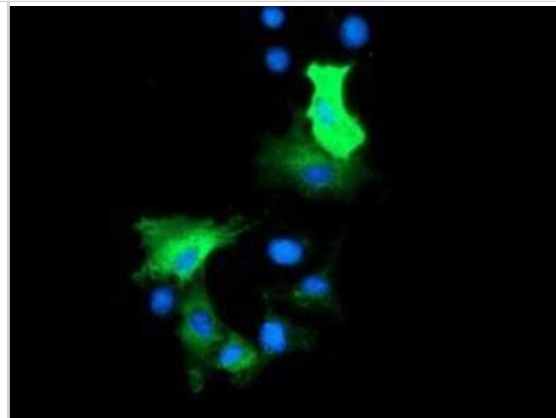
Product Application Details	
Applications	Western Blot, Immunohistochemistry-Paraffin, Flow Cytometry, Immunocytochemistry/ Immunofluorescence, Immunohistochemistry, CyTOF-ready
Recommended Dilutions	Western Blot 1:500-2000, Flow Cytometry 1:100, Immunohistochemistry 1:150, Immunocytochemistry/ Immunofluorescence 1:100, Immunohistochemistry-Paraffin, CyTOF-ready

Images

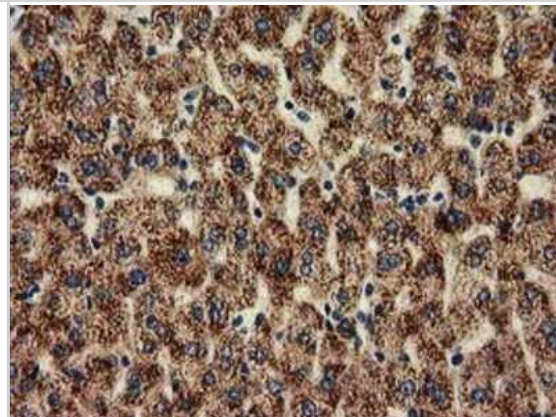
Western Blot: HDAC6 Antibody (OT11B3) - Azide and BSA Free [NBP2-71531] - HEK293T cells were transfected with the pCMV6-ENTRY control (Left lane) or pCMV6-ENTRY HDAC6 (Right lane) cDNA for 48 hrs and lysed. Equivalent amounts of cell lysates (5 ug per lane) were separated by SDS-PAGE and immunoblotted with anti-HDAC6.



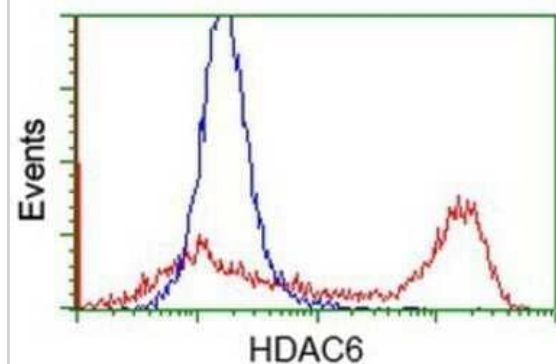
Immunocytochemistry/Immunofluorescence: HDAC6 Antibody (OT11B3) - Azide and BSA Free [NBP2-71531] - Staining of COS7 cells transiently transfected by pCMV6-ENTRY HDAC6.



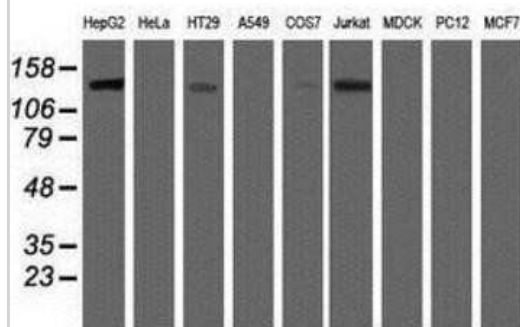
Immunohistochemistry: HDAC6 Antibody (OT11B3) - Azide and BSA Free [NBP2-71531] - Staining of paraffin-embedded Human liver tissue using anti-HDAC6 mouse monoclonal antibody.



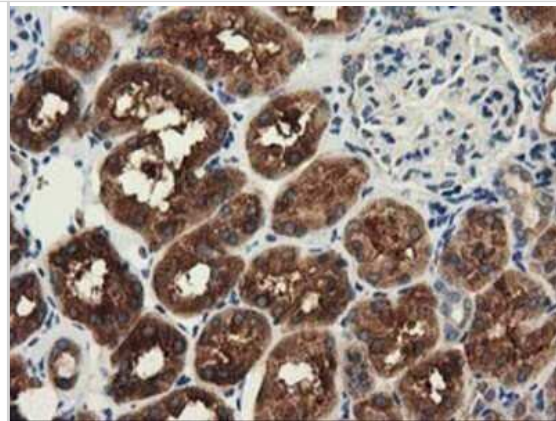
Flow Cytometry: HDAC6 Antibody (OT11B3) - Azide and BSA Free [NBP2-71531] - HEK293T cells transfected with either overexpression plasmid (Red) or empty vector control plasmid (Blue) were immunostaining by anti-HDAC6 antibody, and then analyzed by flow cytometry.



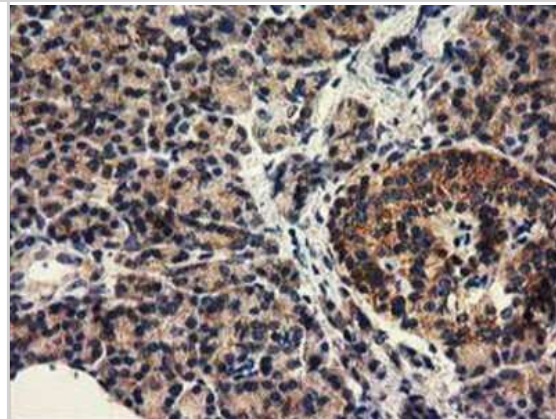
Western Blot: HDAC6 Antibody (OT11B3) - Azide and BSA Free [NBP2-71531] - Analysis of extracts (35ug) from 9 different cell lines by using anti-HDAC6 monoclonal antibody.



Immunohistochemistry: HDAC6 Antibody (OT11B3) - Azide and BSA Free [NBP2-71531] - Staining of paraffin-embedded Human Kidney tissue using anti-HDAC6 mouse monoclonal antibody.



Immunohistochemistry: HDAC6 Antibody (OT11B3) - Azide and BSA Free [NBP2-71531] - Staining of paraffin-embedded Human pancreas tissue using anti-HDAC6 mouse monoclonal antibody.





Novus Biologicals USA

10730 E. Briarwood Avenue
Centennial, CO 80112
USA
Phone: 303.730.1950
Toll Free: 1.888.506.6887
Fax: 303.730.1966
nb-customerservice@bio-techne.com

Bio-Techne Canada

21 Canmotor Ave
Toronto, ON M8Z 4E6
Canada
Phone: 905.827.6400
Toll Free: 855.668.8722
Fax: 905.827.6402
canada.inquires@bio-techne.com

Bio-Techne Ltd

19 Barton Lane
Abingdon Science Park
Abingdon, OX14 3NB, United Kingdom
Phone: (44) (0) 1235 529449
Free Phone: 0800 37 34 15
Fax: (44) (0) 1235 533420
info.EMEA@bio-techne.com

General Contact Information

www.novusbio.com
Technical Support: nb-technical@bio-techne.com
Orders: nb-customerservice@bio-techne.com
General: novus@novusbio.com

Limitations

This product is for research use only and is not approved for use in humans or in clinical diagnosis. Primary Antibodies are guaranteed for 1 year from date of receipt.

For more information on our 100% guarantee, please visit www.novusbio.com/guarantee

Earn gift cards/discounts by submitting a review: www.novusbio.com/reviews/submit/NBP2-71531

Earn gift cards/discounts by submitting a publication using this product:
www.novusbio.com/publications

