

# Product Datasheet

## Guanylate kinase Antibody (OTI4A8) - Azide and BSA Free NBP2-70869

Unit Size: 100 ug

Store at -20C. Avoid freeze-thaw cycles.

[www.novusbio.com](http://www.novusbio.com)



[technical@novusbio.com](mailto:technical@novusbio.com)

Protocols, Publications, Related Products, Reviews, Research Tools and Images at:  
[www.novusbio.com/NBP2-70869](http://www.novusbio.com/NBP2-70869)

Updated 9/9/2025 v.20.1

Earn rewards for product  
reviews and publications.

Submit a publication at [www.novusbio.com/publications](http://www.novusbio.com/publications)

Submit a review at [www.novusbio.com/reviews/destination/NBP2-70869](http://www.novusbio.com/reviews/destination/NBP2-70869)



**NBP2-70869**

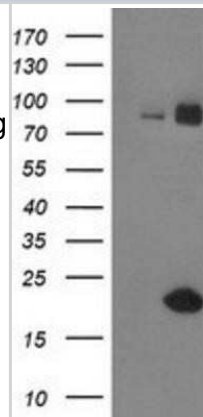
Guanylate kinase Antibody (OTI4A8) - Azide and BSA Free

<b>Product Information</b>	
<b>Unit Size</b>	100 ug
<b>Concentration</b>	LYOPH mg/ml
<b>Storage</b>	Store at -20C. Avoid freeze-thaw cycles.
<b>Clonality</b>	Monoclonal
<b>Clone</b>	OTI4A8
<b>Preservative</b>	No Preservative
<b>Reconstitution Instructions</b>	we recommend adding 100uL distilled water to a final antibody concentration of about 1 mg/mL. To use this carrier-free antibody for conjugation experiment, we strongly recommend performing another round of desalting process.
<b>Isotype</b>	IgG1
<b>Purity</b>	Immunogen affinity purified
<b>Buffer</b>	Lyophilized from PBS (pH 7.3) with 8% Trehalose
<b>Target Molecular Weight</b>	21.5 kDa
<b>Product Description</b>	
<b>Description</b>	Novus Biologicals Mouse Guanylate kinase Antibody (OTI4A8) - Azide and BSA Free (NBP2-00594) is a monoclonal antibody validated for use in IHC, WB and Flow. All Novus Biologicals antibodies are covered by our 100% guarantee.
<b>Host</b>	Mouse
<b>Gene ID</b>	2987
<b>Gene Symbol</b>	GUK1
<b>Species</b>	Human, Mouse, Rat
<b>Reactivity Notes</b>	Please note that this antibody is reactive to Mouse and derived from the same host, Mouse. Mouse-On-Mouse blocking reagent may be needed for IHC and ICC experiments to reduce high background signal. You can find these reagents under catalog numbers PK-2200-NB and MP-2400-NB. Please contact Technical Support if you have any questions.
<b>Immunogen</b>	Full length human recombinant protein of human GUK1 (NP_000849) produced in HEK293T cell.
<b>Product Application Details</b>	
<b>Applications</b>	Western Blot, Immunohistochemistry-Paraffin, Flow Cytometry, Immunohistochemistry, CyTOF-ready
<b>Recommended Dilutions</b>	Western Blot 1:500-2000, Flow Cytometry 1:100, Immunohistochemistry 1:150, Immunohistochemistry-Paraffin, CyTOF-ready

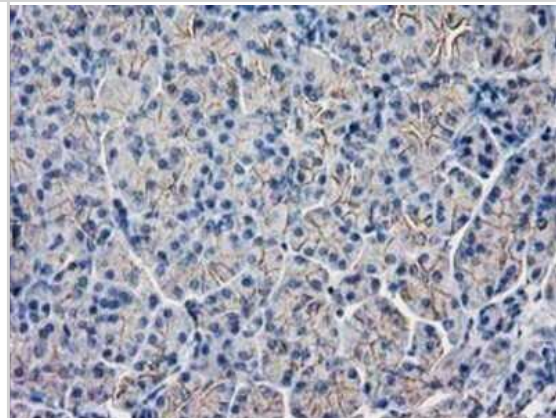


## Images

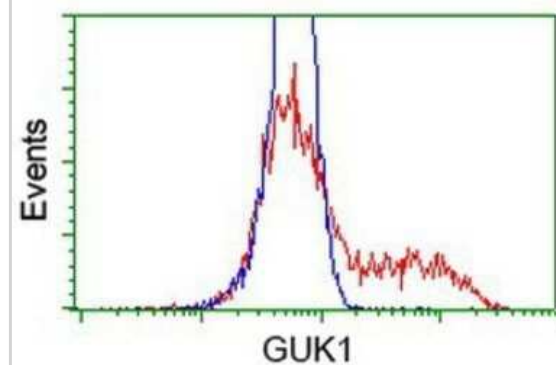
Western Blot: Guanylate kinase Antibody (OT14A8) - Azide and BSA Free [NBP2-70869] - HEK293T cells were transfected with the pCMV6-ENTRY control (Left lane) or pCMV6-ENTRY Guanylate kinase (Right lane) cDNA for 48 hrs and lysed. Equivalent amounts of cell lysates (5 ug per lane) were separated by SDS-PAGE and immunoblotted with anti-Guany



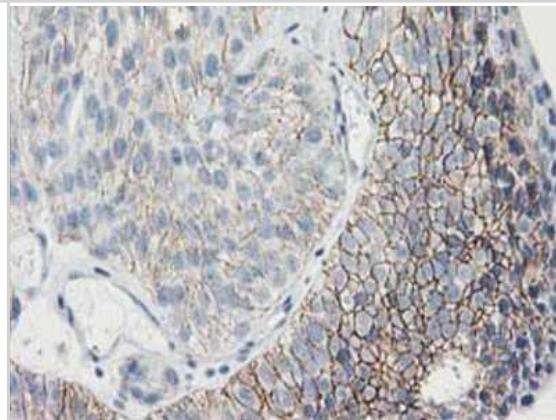
Immunohistochemistry: Guanylate kinase Antibody (OT14A8) - Azide and BSA Free [NBP2-70869] - Staining of paraffin-embedded Human pancreas tissue using anti-Guanylate kinase mouse monoclonal antibody.



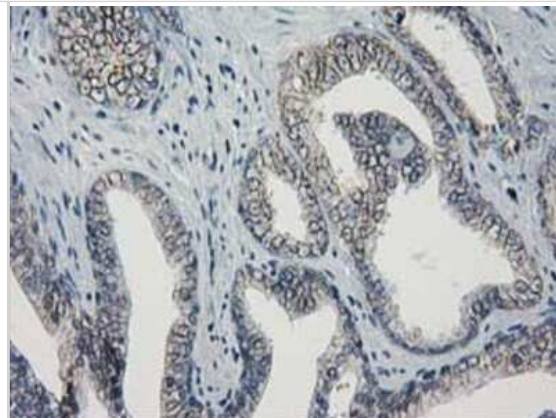
Flow Cytometry: Guanylate kinase Antibody (OT14A8) - Azide and BSA Free [NBP2-70869] - HEK293T cells transfected with either overexpression plasmid (Red) or empty vector control plasmid (Blue) were immunostaining by anti-Guanylate kinase antibody, and then analyzed by flow cytometry.



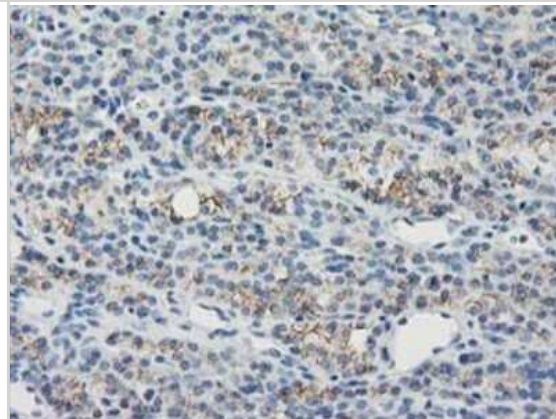
Immunohistochemistry: Guanylate kinase Antibody (OT14A8) - Azide and BSA Free [NBP2-70869] - Staining of paraffin-embedded Carcinoma of Human bladder tissue using anti-Guanylate kinase mouse monoclonal antibody.



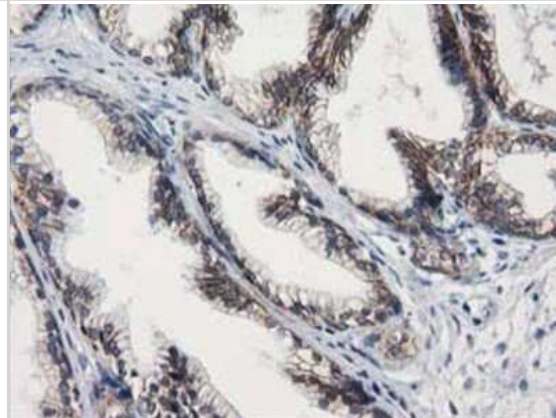
Immunohistochemistry: Guanylate kinase Antibody (OTI4A8) - Azide and BSA Free [NBP2-70869] - Staining of paraffin-embedded Carcinoma of Human prostate tissue using anti-Guanylate kinase mouse monoclonal antibody.



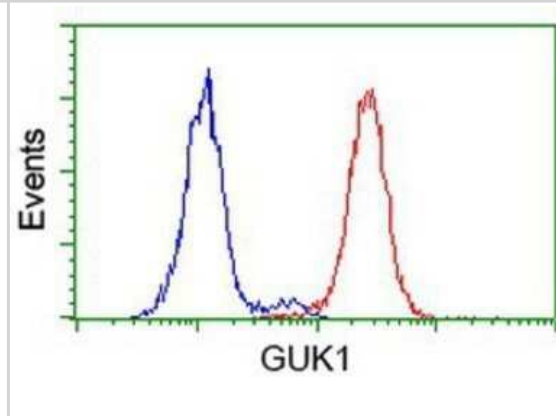
Immunohistochemistry: Guanylate kinase Antibody (OTI4A8) - Azide and BSA Free [NBP2-70869] - Staining of paraffin-embedded Carcinoma of Human thyroid tissue using anti-Guanylate kinase mouse monoclonal antibody.



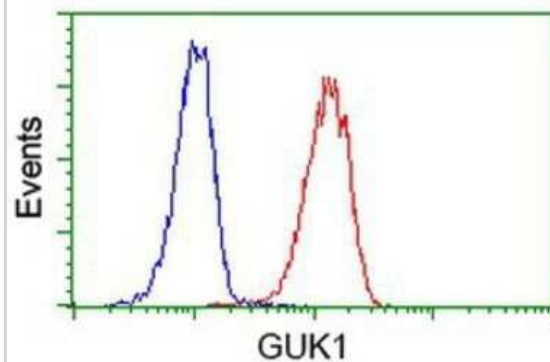
Immunohistochemistry: Guanylate kinase Antibody (OTI4A8) - Azide and BSA Free [NBP2-70869] - Staining of paraffin-embedded Human prostate tissue using anti-Guanylate kinase mouse monoclonal antibody.



Flow Cytometry: Guanylate kinase Antibody (OTI4A8) - Azide and BSA Free [NBP2-70869] - Analysis of HeLa cells, using anti-Guanylate kinase antibody, (Red), compared to a nonspecific negative control antibody (Blue).



Flow Cytometry: Guanylate kinase Antibody (OTI4A8) - Azide and BSA Free [NBP2-70869] - Analysis of Jurkat cells, using anti-Guanylate kinase antibody, (Red), compared to a nonspecific negative control antibody (Blue).





### **Novus Biologicals USA**

10730 E. Briarwood Avenue  
Centennial, CO 80112  
USA  
Phone: 303.730.1950  
Toll Free: 1.888.506.6887  
Fax: 303.730.1966  
nb-customerservice@bio-techne.com

### **Bio-Techne Canada**

21 Canmotor Ave  
Toronto, ON M8Z 4E6  
Canada  
Phone: 905.827.6400  
Toll Free: 855.668.8722  
Fax: 905.827.6402  
canada.inquires@bio-techne.com

### **Bio-Techne Ltd**

19 Barton Lane  
Abingdon Science Park  
Abingdon, OX14 3NB, United Kingdom  
Phone: (44) (0) 1235 529449  
Free Phone: 0800 37 34 15  
Fax: (44) (0) 1235 533420  
info.EMEA@bio-techne.com

### **General Contact Information**

www.novusbio.com  
Technical Support: nb-technical@bio-techne.com  
Orders: nb-customerservice@bio-techne.com  
General: novus@novusbio.com

### **Products Related to NBP2-70869**

---

NBP2-33376H	Blue Marker Antibody (6F4-F6) [HRP]
HAF007	Goat anti-Mouse IgG Secondary Antibody [HRP]
NB7539	Goat anti-Mouse IgG (H+L) Secondary Antibody [HRP]
NBP1-97005-0.5mg	Mouse IgG1 Isotype Control (MG1)

---

### **Limitations**

This product is for research use only and is not approved for use in humans or in clinical diagnosis. Primary Antibodies are guaranteed for 1 year from date of receipt.

For more information on our 100% guarantee, please visit [www.novusbio.com/guarantee](http://www.novusbio.com/guarantee)

Earn gift cards/discounts by submitting a review: [www.novusbio.com/reviews/submit/NBP2-70869](http://www.novusbio.com/reviews/submit/NBP2-70869)

Earn gift cards/discounts by submitting a publication using this product:  
[www.novusbio.com/publications](http://www.novusbio.com/publications)

