

# Product Datasheet

## FABP2/I-FABP Antibody (OT12C4) - Azide and BSA Free NBP2-70699

Unit Size: 100 ug

Store at -20C. Avoid freeze-thaw cycles.

[www.novusbio.com](http://www.novusbio.com)



[technical@novusbio.com](mailto:technical@novusbio.com)

Protocols, Publications, Related Products, Reviews, Research Tools and Images at:  
[www.novusbio.com/NBP2-70699](http://www.novusbio.com/NBP2-70699)

Updated 9/9/2025 v.20.1

Earn rewards for product  
reviews and publications.

Submit a publication at [www.novusbio.com/publications](http://www.novusbio.com/publications)

Submit a review at [www.novusbio.com/reviews/destination/NBP2-70699](http://www.novusbio.com/reviews/destination/NBP2-70699)



**NBP2-70699****FABP2/I-FABP Antibody (OTI2C4) - Azide and BSA Free**

| <b>Product Information</b>         |  |
|------------------------------------|--|
| <b>Unit Size</b>                   | 100 ug   |
| <b>Concentration</b>               | LYOPH mg/ml  |
| <b>Storage</b>                     | Store at -20C. Avoid freeze-thaw cycles.   |
| <b>Clonality</b>                   | Monoclonal   |
| <b>Clone</b>                       | OTI2C4   |
| <b>Preservative</b>                | No Preservative  |
| <b>Reconstitution Instructions</b> | we recommend adding 100uL distilled water to a final antibody concentration of about 1 mg/mL. To use this carrier-free antibody for conjugation experiment, we strongly recommend performing another round of desalting process. |
| <b>Isotype</b>                     | IgG2b  |
| <b>Purity</b>                      | Immunogen affinity purified  |
| <b>Buffer</b>                      | Lyophilized from PBS (pH 7.3) with 8% Trehalose  |
| <b>Target Molecular Weight</b>     | 15.1 kDa   |


| <b>Product Description</b> |  |
|----------------------------|--|
| <b>Description</b>         | Novus Biologicals Mouse FABP2/I-FABP Antibody (OTI2C4) - Azide and BSA Free (NBP2-01239) is a monoclonal antibody validated for use in IHC, WB and Flow. All Novus Biologicals antibodies are covered by our 100% guarantee. |
| <b>Host</b>                | Mouse  |
| <b>Gene ID</b>             | 2169   |
| <b>Gene Symbol</b>         | FABP2  |
| <b>Species</b>             | Human  |
| <b>Immunogen</b>           | Full length human recombinant protein of human FABP2(NP_000125) produced in HEK293T cell.  |

| <b>Product Application Details</b> |   |
|------------------------------------|---|
| <b>Applications</b>                | Western Blot, Immunohistochemistry-Paraffin, Flow Cytometry, Immunohistochemistry, CyTOF-ready                    |
| <b>Recommended Dilutions</b>       | Western Blot 1:2000, Flow Cytometry 1:100, Immunohistochemistry 1:150, Immunohistochemistry-Paraffin, CyTOF-ready |

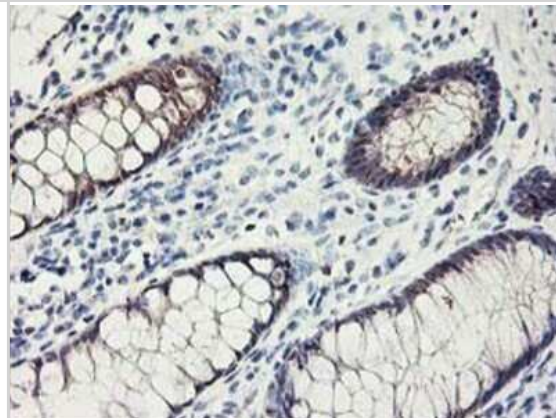


## Images

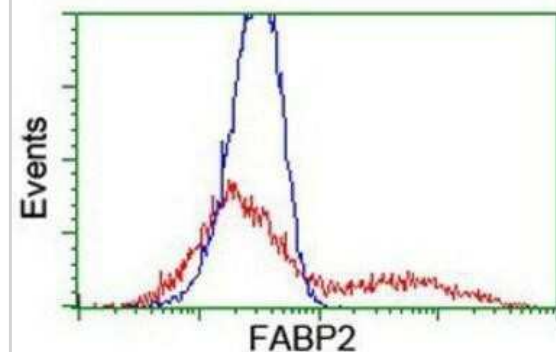
Western Blot: FABP2/I-FABP Antibody (OTI2C4) - Azide and BSA Free [NBP2-70699] - HEK293T cells were transfected with the pCMV6-ENTRY control (Left lane) or pCMV6-ENTRY intestinal FABP (Right lane) cDNA for 48 hrs and lysed. Equivalent amounts of cell lysates (5 ug per lane) were separated by SDS-PAGE and immunoblotted with anti-intest



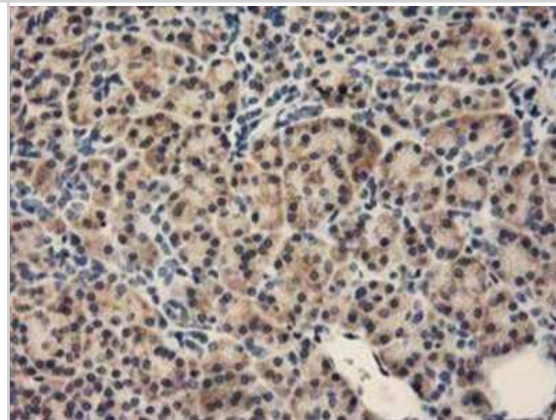
Immunohistochemistry: FABP2/I-FABP Antibody (OTI2C4) - Azide and BSA Free [NBP2-70699] - Staining of paraffin-embedded Human colon tissue using anti-intestinal FABP mouse monoclonal antibody.



Flow Cytometry: FABP2/I-FABP Antibody (OTI2C4) - Azide and BSA Free [NBP2-70699] - intestinal FABP Antibody (2C4) [NBP2-01239]



Immunohistochemistry: FABP2/I-FABP Antibody (OTI2C4) - Azide and BSA Free [NBP2-70699] - Staining of paraffin-embedded Human pancreas tissue using anti-intestinal FABP mouse monoclonal antibody.





### **Novus Biologicals USA**

10730 E. Briarwood Avenue  
Centennial, CO 80112  
USA  
Phone: 303.730.1950  
Toll Free: 1.888.506.6887  
Fax: 303.730.1966  
nb-customerservice@bio-techne.com

### **Bio-Techne Canada**

21 Canmotor Ave  
Toronto, ON M8Z 4E6  
Canada  
Phone: 905.827.6400  
Toll Free: 855.668.8722  
Fax: 905.827.6402  
canada.inquires@bio-techne.com

### **Bio-Techne Ltd**

19 Barton Lane  
Abingdon Science Park  
Abingdon, OX14 3NB, United Kingdom  
Phone: (44) (0) 1235 529449  
Free Phone: 0800 37 34 15  
Fax: (44) (0) 1235 533420  
info.EMEA@bio-techne.com

### **General Contact Information**

www.novusbio.com  
Technical Support: nb-technical@bio-techne.com  
Orders: nb-customerservice@bio-techne.com  
General: novus@novusbio.com

### **Products Related to NBP2-70699**

---

|             |  |
|-------------|--|
| NBP2-33376H | Blue Marker Antibody (6F4-F6) [HRP]                |
| HAF007      | Goat anti-Mouse IgG Secondary Antibody [HRP]       |
| NB7539      | Goat anti-Mouse IgG (H+L) Secondary Antibody [HRP] |
| NBP2-27231  | Mouse IgG2b Isotype Control (MPC-11)               |

---

### **Limitations**

This product is for research use only and is not approved for use in humans or in clinical diagnosis. Primary Antibodies are guaranteed for 1 year from date of receipt.

For more information on our 100% guarantee, please visit [www.novusbio.com/guarantee](http://www.novusbio.com/guarantee)

Earn gift cards/discounts by submitting a review: [www.novusbio.com/reviews/submit/NBP2-70699](http://www.novusbio.com/reviews/submit/NBP2-70699)

Earn gift cards/discounts by submitting a publication using this product:  
[www.novusbio.com/publications](http://www.novusbio.com/publications)

