

# Product Datasheet

## Carboxypeptidase A1/CPA1 Antibody (OTI2A3) - Azide and BSA Free NBP2-70431

Unit Size: 100 ug

Store at -20C. Avoid freeze-thaw cycles.

[www.novusbio.com](http://www.novusbio.com)



[technical@novusbio.com](mailto:technical@novusbio.com)

Protocols, Publications, Related Products, Reviews, Research Tools and Images at:  
[www.novusbio.com/NBP2-70431](http://www.novusbio.com/NBP2-70431)

Updated 9/9/2025 v.20.1

Earn rewards for product reviews and publications.

Submit a publication at [www.novusbio.com/publications](http://www.novusbio.com/publications)

Submit a review at [www.novusbio.com/reviews/destination/NBP2-70431](http://www.novusbio.com/reviews/destination/NBP2-70431)



**NBP2-70431**

Carboxypeptidase A1/CPA1 Antibody (OTI2A3) - Azide and BSA Free

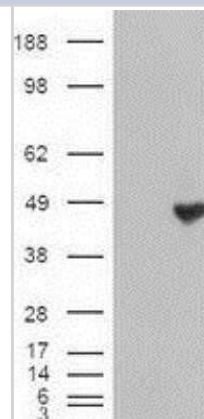
| Product Information         |  |
|-----------------------------|--|
| Unit Size                   | 100 ug   |
| Concentration               | LYOPH mg/ml  |
| Storage                     | Store at -20C. Avoid freeze-thaw cycles.   |
| Clonality                   | Monoclonal   |
| Clone                       | OTI2A3   |
| Preservative                | No Preservative  |
| Reconstitution Instructions | we recommend adding 100uL distilled water to a final antibody concentration of about 1 mg/mL. To use this carrier-free antibody for conjugation experiment, we strongly recommend performing another round of desalting process. |
| Isotype                     | IgG2a  |
| Purity                      | Immunogen affinity purified  |
| Buffer                      | Lyophilized from PBS (pH 7.3) with 8% Trehalose  |
| Target Molecular Weight     | 45.5 kDa   |

| Product Description |  |
|---------------------|--|
| Description         | Novus Biologicals Mouse Carboxypeptidase A1/CPA1 Antibody (OTI2A3) - Azide and BSA Free (NBP1-47704) is a monoclonal antibody validated for use in IHC, WB and ICC/IF. All Novus Biologicals antibodies are covered by our 100% guarantee. |
| Host                | Mouse  |
| Gene ID             | 1357   |
| Gene Symbol         | CPA1   |
| Species             | Human  |
| Immunogen           | Recombinant protein expressed in E.coli corresponding to amino acids 1-419 of human CPA-1  |

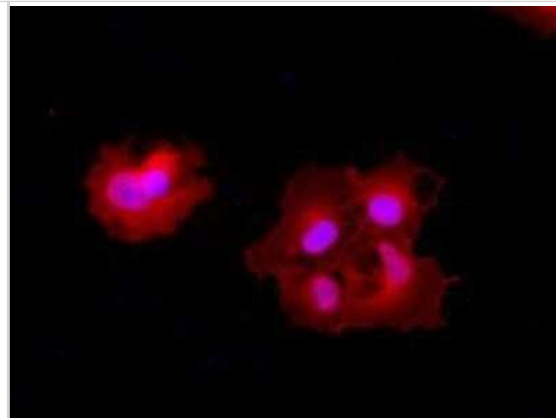
| Product Application Details |   |
|-----------------------------|---|
| Applications                | Western Blot, Immunohistochemistry-Paraffin, Immunocytochemistry/Immunofluorescence, Immunohistochemistry                   |
| Recommended Dilutions       | Western Blot 1:1000, Immunohistochemistry 1:50, Immunocytochemistry/Immunofluorescence 1:100, Immunohistochemistry-Paraffin |

**Images**

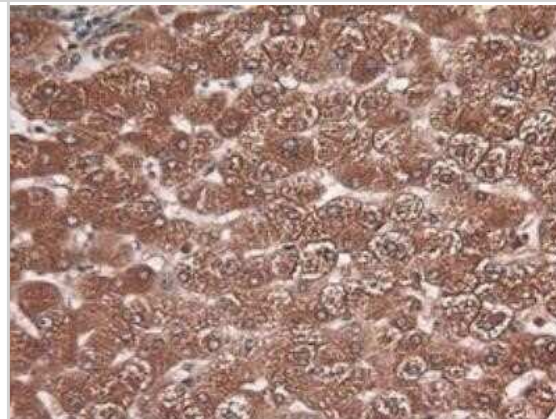
Western Blot: Carboxypeptidase A1/CPA1 Antibody (OTI2A3) - Azide and BSA Free [NBP2-70431] - HEK293T cells were transfected with the pCMV6-ENTRY control (Left lane) or pCMV6-ENTRY Carboxypeptidase A(Right lane) cDNA for 48 hrs and lysed. Equivalent amounts of cell lysates (5 ug per lane) were separated by SDS-PAGE and immunoblotted with anti-Carb



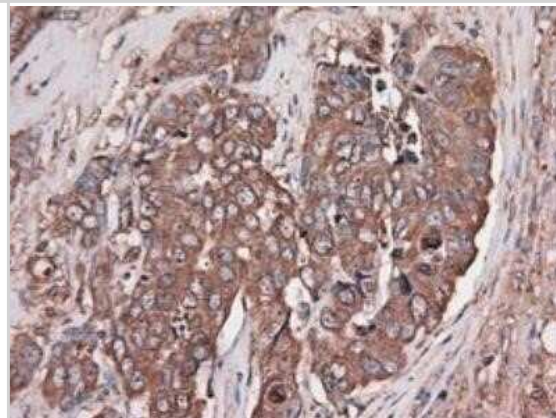
Immunocytochemistry/Immunofluorescence: Carboxypeptidase A1/CPA1 Antibody (OTI2A3) - Azide and BSA Free [NBP2-70431] - Staining (Red) of COS7 cells transiently transfected by pCMV6-ENTRY Carboxypeptidase A.



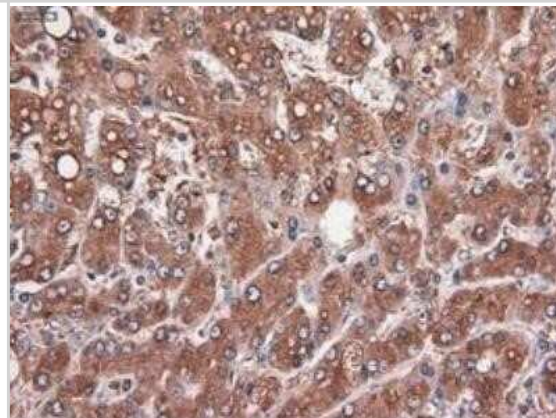
Immunohistochemistry: Carboxypeptidase A1/CPA1 Antibody (OTI2A3) - Azide and BSA Free [NBP2-70431] - Staining of paraffin-embedded Carcinoma of liver using anti-Carboxypeptidase A mouse monoclonal antibody.



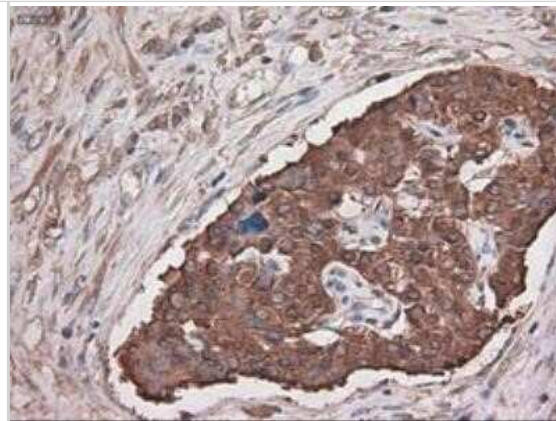
Immunohistochemistry: Carboxypeptidase A1/CPA1 Antibody (OTI2A3) - Azide and BSA Free [NBP2-70431] - Staining of paraffin-embedded Adenocarcinoma of ovary using anti-Carboxypeptidase A mouse monoclonal antibody.



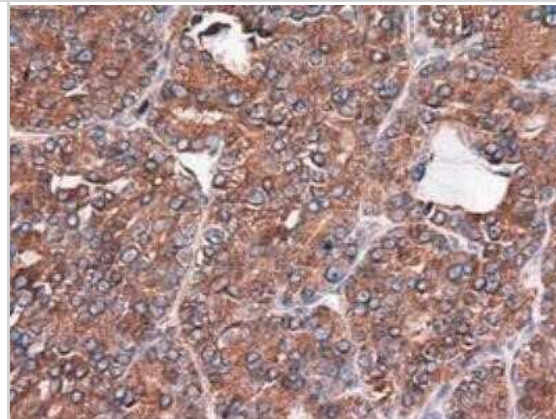
Immunohistochemistry: Carboxypeptidase A1/CPA1 Antibody (OTI2A3) - Azide and BSA Free [NBP2-70431] - Staining of paraffin-embedded Carcinoma of pancreas using anti-Carboxypeptidase A mouse monoclonal antibody.



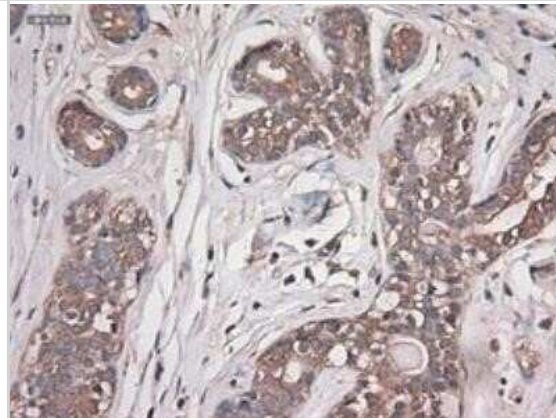
Immunohistochemistry: Carboxypeptidase A1/CPA1 Antibody (OTI2A3) - Azide and BSA Free [NBP2-70431] - Staining of paraffin-embedded kidney using anti-Carboxypeptidase A mouse monoclonal antibody.



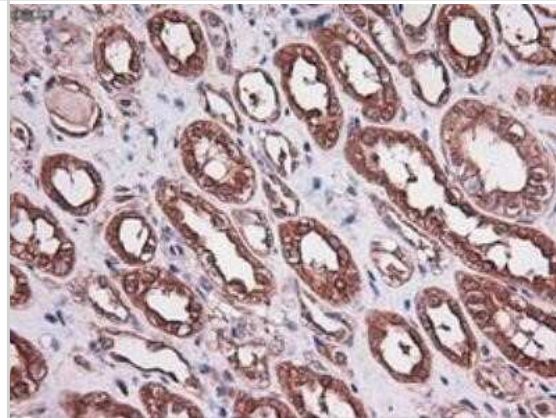
Immunohistochemistry: Carboxypeptidase A1/CPA1 Antibody (OTI2A3) - Azide and BSA Free [NBP2-70431] - Staining of paraffin-embedded liver using anti-Carboxypeptidase A mouse monoclonal antibody.



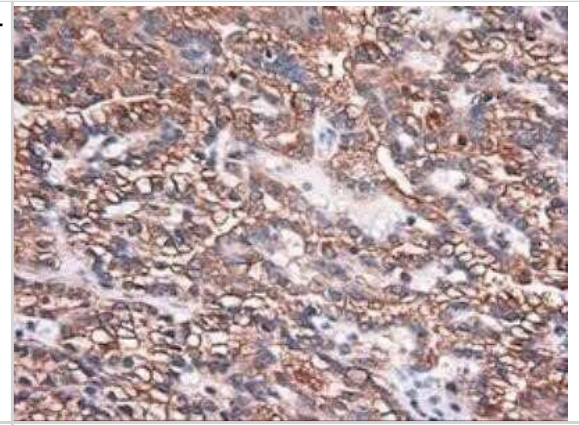
Immunohistochemistry: Carboxypeptidase A1/CPA1 Antibody (OTI2A3) - Azide and BSA Free [NBP2-70431] - Staining of paraffin-embedded Adenocarcinoma of breast using anti-Carboxypeptidase A mouse monoclonal antibody.



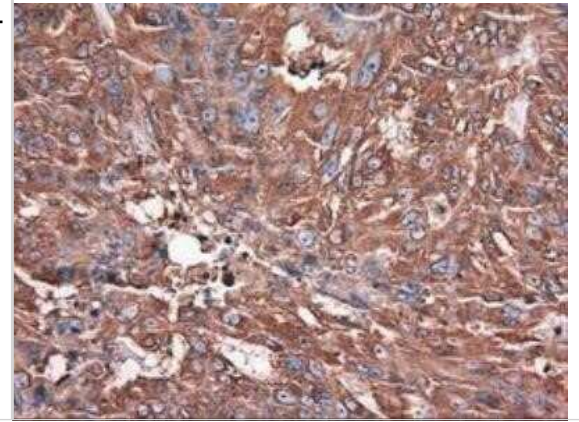
Immunohistochemistry: Carboxypeptidase A1/CPA1 Antibody (OTI2A3) - Azide and BSA Free [NBP2-70431] - Staining of paraffin-embedded breast using anti-Carboxypeptidase A mouse monoclonal antibody.



Immunohistochemistry: Carboxypeptidase A1/CPA1 Antibody (OTI2A3) - Azide and BSA Free [NBP2-70431] - Staining of paraffin-embedded Carcinoma of kidney using anti-Carboxypeptidase A mouse monoclonal antibody.



Immunohistochemistry: Carboxypeptidase A1/CPA1 Antibody (OTI2A3) - Azide and BSA Free [NBP2-70431] - Staining of paraffin-embedded endometrium using anti-Carboxypeptidase A mouse monoclonal antibody.





### **Novus Biologicals USA**

10730 E. Briarwood Avenue  
Centennial, CO 80112  
USA  
Phone: 303.730.1950  
Toll Free: 1.888.506.6887  
Fax: 303.730.1966  
nb-customerservice@bio-techne.com

### **Bio-Techne Canada**

21 Canmotor Ave  
Toronto, ON M8Z 4E6  
Canada  
Phone: 905.827.6400  
Toll Free: 855.668.8722  
Fax: 905.827.6402  
canada.inquires@bio-techne.com

### **Bio-Techne Ltd**

19 Barton Lane  
Abingdon Science Park  
Abingdon, OX14 3NB, United Kingdom  
Phone: (44) (0) 1235 529449  
Free Phone: 0800 37 34 15  
Fax: (44) (0) 1235 533420  
info.EMEA@bio-techne.com

### **General Contact Information**

www.novusbio.com  
Technical Support: nb-technical@bio-techne.com  
Orders: nb-customerservice@bio-techne.com  
General: novus@novusbio.com

### **Products Related to NBP2-70431**

---

|             |  |
|-------------|--|
| NBP2-33376H | Blue Marker Antibody (6F4-F6) [HRP]                |
| HAF007      | Goat anti-Mouse IgG Secondary Antibody [HRP]       |
| NB7539      | Goat anti-Mouse IgG (H+L) Secondary Antibody [HRP] |
| NBP1-96778  | Mouse IgG2a Isotype Control (M2A)                  |

---

### **Limitations**

This product is for research use only and is not approved for use in humans or in clinical diagnosis. Primary Antibodies are guaranteed for 1 year from date of receipt.

For more information on our 100% guarantee, please visit [www.novusbio.com/guarantee](http://www.novusbio.com/guarantee)

Earn gift cards/discounts by submitting a review: [www.novusbio.com/reviews/submit/NBP2-70431](http://www.novusbio.com/reviews/submit/NBP2-70431)

Earn gift cards/discounts by submitting a publication using this product:  
[www.novusbio.com/publications](http://www.novusbio.com/publications)

