

Product Datasheet

Arginase 1/ARG1/liver Arginase Antibody (OTI4E6) - Azide and BSA Free NBP2-70204

Unit Size: 100 ug

Store at -20C. Avoid freeze-thaw cycles.

www.novusbio.com



technical@novusbio.com

Protocols, Publications, Related Products, Reviews, Research Tools and Images at:
www.novusbio.com/NBP2-70204

Updated 9/9/2025 v.20.1

Earn rewards for product
reviews and publications.

Submit a publication at www.novusbio.com/publications

Submit a review at www.novusbio.com/reviews/destination/NBP2-70204



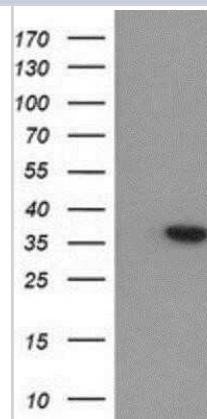
NBP2-70204

Arginase 1/ARG1/liver Arginase Antibody (OTI4E6) - Azide and BSA Free

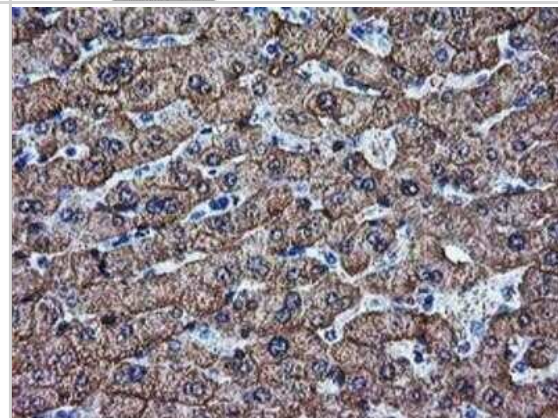
Product Information	
Unit Size	100 ug
Concentration	LYOPH mg/ml
Storage	Store at -20C. Avoid freeze-thaw cycles.
Clonality	Monoclonal
Clone	OTI4E6
Preservative	No Preservative
Reconstitution Instructions	we recommend adding 100uL distilled water to a final antibody concentration of about 1 mg/mL. To use this carrier-free antibody for conjugation experiment, we strongly recommend performing another round of desalting process.
Isotype	IgG1
Purity	Immunogen affinity purified
Buffer	Lyophilized from PBS (pH 7.3) with 8% Trehalose
Target Molecular Weight	34.6 kDa
Product Description	
Description	Novus Biologicals Mouse Arginase 1/ARG1/liver Arginase Antibody (OTI4E6) - Azide and BSA Free (NBP2-03618) is a monoclonal antibody validated for use in IHC, WB and Flow. All Novus Biologicals antibodies are covered by our 100% guarantee.
Host	Mouse
Gene ID	383
Gene Symbol	ARG1
Species	Human, Mouse, Rat
Reactivity Notes	Mouse reactivity reported in scientific literature (PMID: 31575880). Please note that this antibody is reactive to Mouse and derived from the same host, Mouse. Mouse-On-Mouse blocking reagent may be needed for IHC and ICC experiments to reduce high background signal. You can find these reagents under catalog numbers PK-2200-NB and MP-2400-NB. Please contact Technical Support if you have any questions.
Immunogen	Full length human recombinant protein of human ARG1 (NP_000036) produced in HEK293T cell.
Product Application Details	
Applications	Western Blot, Immunohistochemistry-Paraffin, Flow Cytometry, Immunohistochemistry, CyTOF-ready
Recommended Dilutions	Western Blot 1:1000-2000, Flow Cytometry 1:100, Immunohistochemistry 1:50, Immunohistochemistry-Paraffin 1:50, CyTOF-ready

Images

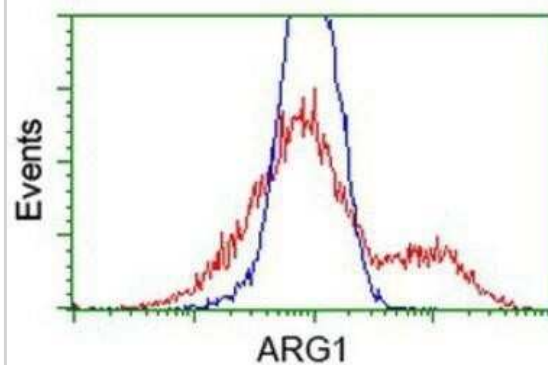
Western Blot: Arginase 1/ARG1/liver Arginase Antibody (OTI4E6) - Azide and BSA Free [NBP2-70204] - HEK293T cells were transfected with the pCMV6-ENTRY control (Left lane) or pCMV6-ENTRY liver Arginase (Right lane) cDNA for 48 hrs and lysed. Equivalent amounts of cell lysates (5 ug per lane) were separated by SDS-PAGE and immunoblotted with anti-liver A



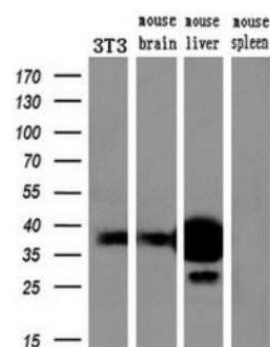
Immunohistochemistry: Arginase 1/ARG1/liver Arginase Antibody (OTI4E6) - Azide and BSA Free [NBP2-70204] - Staining of paraffin-embedded Human liver tissue using anti-liver Arginase mouse monoclonal antibody.



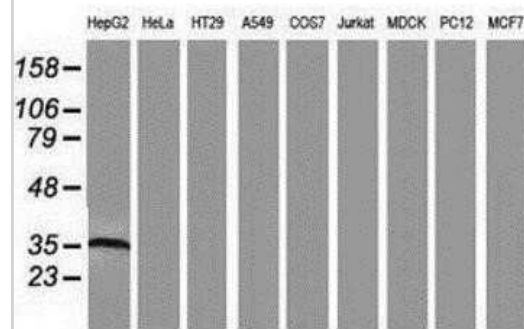
Flow Cytometry: Arginase 1/ARG1/liver Arginase Antibody (OTI4E6) - Azide and BSA Free [NBP2-70204] - HEK293T cells transfected with either overexpression plasmid (Red) or empty vector control plasmid (Blue) were immunostaining by anti-liver Arginase antibody, and then analyzed by flow cytometry.



Western Blot: Arginase 1/ARG1/liver Arginase Antibody (OTI4E6) - Azide and BSA Free [NBP2-70204] - Analysis of extracts (10ug) from a mouse cell line and 3 different mouse tissues by using antiARG1 monoclonal antibody.(1:200)



Western Blot: Arginase 1/ARG1/liver Arginase Antibody (OTI4E6) - Azide and BSA Free [NBP2-70204] - Analysis of extracts (35ug) from 9 different cell lines by using anti-liver Arginase monoclonal antibody.





Novus Biologicals USA

10730 E. Briarwood Avenue
Centennial, CO 80112
USA
Phone: 303.730.1950
Toll Free: 1.888.506.6887
Fax: 303.730.1966
nb-customerservice@bio-techne.com

Bio-Techne Canada

21 Canmotor Ave
Toronto, ON M8Z 4E6
Canada
Phone: 905.827.6400
Toll Free: 855.668.8722
Fax: 905.827.6402
canada.inquires@bio-techne.com

Bio-Techne Ltd

19 Barton Lane
Abingdon Science Park
Abingdon, OX14 3NB, United Kingdom
Phone: (44) (0) 1235 529449
Free Phone: 0800 37 34 15
Fax: (44) (0) 1235 533420
info.EMEA@bio-techne.com

General Contact Information

www.novusbio.com
Technical Support: nb-technical@bio-techne.com
Orders: nb-customerservice@bio-techne.com
General: novus@novusbio.com

Products Related to NBP2-70204

NBP2-33376H	Blue Marker Antibody (6F4-F6) [HRP]
HAF007	Goat anti-Mouse IgG Secondary Antibody [HRP]
NB7539	Goat anti-Mouse IgG (H+L) Secondary Antibody [HRP]
NBP1-97005-0.5mg	Mouse IgG1 Isotype Control (MG1)

Limitations

This product is for research use only and is not approved for use in humans or in clinical diagnosis. Primary Antibodies are guaranteed for 1 year from date of receipt.

For more information on our 100% guarantee, please visit www.novusbio.com/guarantee

Earn gift cards/discounts by submitting a review: www.novusbio.com/reviews/submit/NBP2-70204

Earn gift cards/discounts by submitting a publication using this product:
www.novusbio.com/publications

