

Product Datasheet

Coatomer Subunit Delta Antibody (OTI6A6) - Azide and BSA Free NBP2-70203

Unit Size: 100 ug

Store at -20C. Avoid freeze-thaw cycles.

www.novusbio.com



technical@novusbio.com

Protocols, Publications, Related Products, Reviews, Research Tools and Images at:
www.novusbio.com/NBP2-70203

Updated 9/9/2025 v.20.1

Earn rewards for product
reviews and publications.

Submit a publication at www.novusbio.com/publications

Submit a review at www.novusbio.com/reviews/destination/NBP2-70203



NBP2-70203

Coatomer Subunit Delta Antibody (OTI6A6) - Azide and BSA Free

| Product Information | |
|-----------------------------|--|
| Unit Size | 100 ug |
| Concentration | LYOPH mg/ml |
| Storage | Store at -20C. Avoid freeze-thaw cycles. |
| Clonality | Monoclonal |
| Clone | OTI6A6 |
| Preservative | No Preservative |
| Reconstitution Instructions | we recommend adding 100uL distilled water to a final antibody concentration of about 1 mg/mL. To use this carrier-free antibody for conjugation experiment, we strongly recommend performing another round of desalting process. |
| Isotype | IgG1 |
| Purity | Immunogen affinity purified |
| Buffer | Lyophilized from PBS (pH 7.3) with 8% Trehalose |
| Target Molecular Weight | 57 kDa |

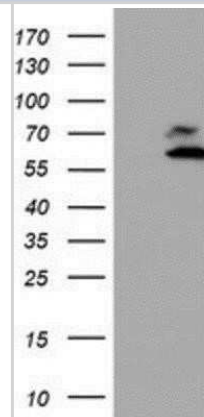
| Product Description | |
|---------------------|---|
| Description | Novus Biologicals Mouse Coatomer Subunit Delta Antibody (OTI6A6) - Azide and BSA Free (NBP2-01791) is a monoclonal antibody validated for use in IHC, WB, Flow and ICC/IF. All Novus Biologicals antibodies are covered by our 100% guarantee. |
| Host | Mouse |
| Gene ID | 372 |
| Gene Symbol | ARCN1 |
| Species | Human, Mouse, Rat, Canine, Monkey |
| Reactivity Notes | Please note that this antibody is reactive to Mouse and derived from the same host, Mouse. Mouse-On-Mouse blocking reagent may be needed for IHC and ICC experiments to reduce high background signal. You can find these reagents under catalog numbers PK-2200-NB and MP-2400-NB. Please contact Technical Support if you have any questions. |
| Immunogen | Full length human recombinant protein of human ARCN1(NP_001646) produced in HEK293T cell. |

| Product Application Details | |
|-----------------------------|---|
| Applications | Western Blot, Immunohistochemistry-Paraffin, Flow Cytometry, Immunocytochemistry/ Immunofluorescence, Immunohistochemistry, CyTOF-ready |
| Recommended Dilutions | Western Blot 1:500-2000, Flow Cytometry 1:100, Immunohistochemistry 1:50, Immunocytochemistry/ Immunofluorescence 1:100, Immunohistochemistry-Paraffin, CyTOF-ready |

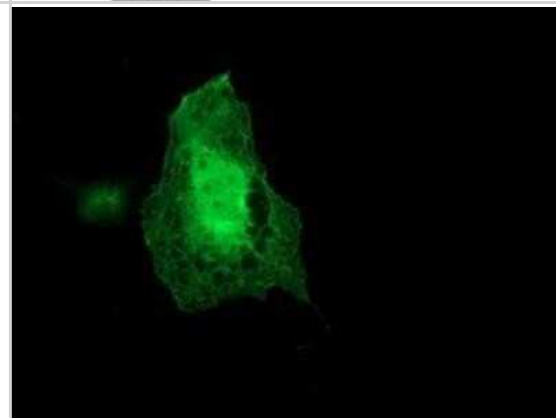


Images

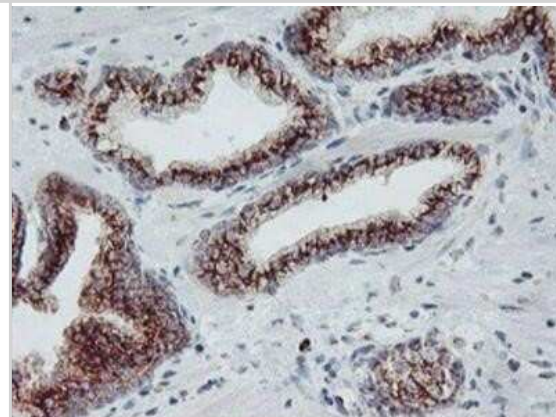
Western Blot: Coatomer Subunit Delta Antibody (OTI6A6) - Azide and BSA Free [NBP2-70203] - HEK293T cells were transfected with the pCMV6-ENTRY control (Left lane) or pCMV6-ENTRY Coatomer Subunit Delta (Right lane) cDNA for 48 hrs and lysed. Equivalent amounts of cell lysates (5 ug per lane) were separated by SDS-PAGE and immunoblotted with anti



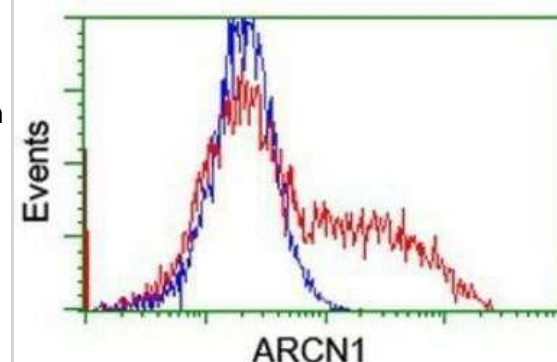
Immunocytochemistry/Immunofluorescence: Coatomer Subunit Delta Antibody (OTI6A6) - Azide and BSA Free [NBP2-70203] - Staining of COS7 cells transiently transfected by pCMV6-ENTRY Coatomer Subunit Delta.



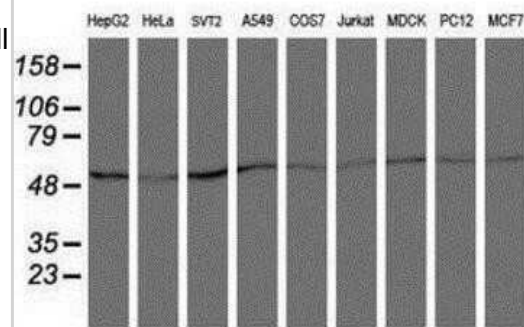
Immunohistochemistry: Coatomer Subunit Delta Antibody (OTI6A6) - Azide and BSA Free [NBP2-70203] - Staining of paraffin-embedded Carcinoma of Human prostate tissue using anti-Coatomer Subunit Delta mouse monoclonal antibody.



Flow Cytometry: Coatomer Subunit Delta Antibody (OTI6A6) - Azide and BSA Free [NBP2-70203] - HEK293T cells transfected with either overexpression plasmid (Red) or empty vector control plasmid (Blue) were immunostaining by anti-Coatomer Subunit Delta antibody, and then analyzed by flow cytometry.



Western Blot: Coatomer Subunit Delta Antibody (OTI6A6) - Azide and BSA Free [NBP2-70203] - Analysis of extracts (35ug) from 9 different cell lines by using anti-Coatomer Subunit Delta monoclonal antibody (HepG2: human; HeLa: human; SVT2: mouse; A549: human; COS7: monkey; Jurkat: human; MDCK: canine; PC12: rat; MCF7: human).



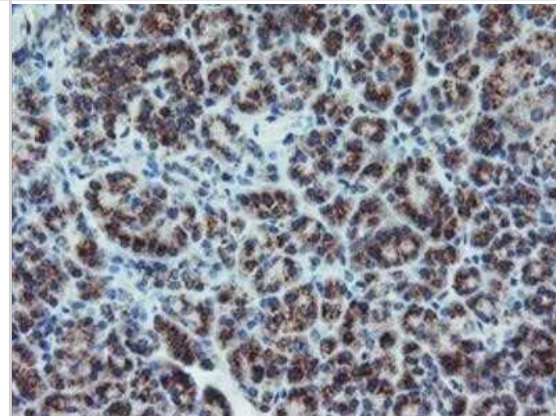
Immunohistochemistry: Coatomer Subunit Delta Antibody (OTI6A6) - Azide and BSA Free [NBP2-70203] - Staining of paraffin-embedded Adenocarcinoma of Human colon tissue using anti-Coatomer Subunit Delta mouse monoclonal antibody.



Immunohistochemistry: Coatomer Subunit Delta Antibody (OTI6A6) - Azide and BSA Free [NBP2-70203] - Staining of paraffin-embedded Adenocarcinoma of Human endometrium tissue using anti-Coatomer Subunit Delta mouse monoclonal antibody.



Immunohistochemistry: Coatomer Subunit Delta Antibody (OTI6A6) - Azide and BSA Free [NBP2-70203] - Staining of paraffin-embedded Human pancreas tissue using anti-Coatomer Subunit Delta mouse monoclonal antibody.





Novus Biologicals USA

10730 E. Briarwood Avenue
Centennial, CO 80112
USA
Phone: 303.730.1950
Toll Free: 1.888.506.6887
Fax: 303.730.1966
nb-customerservice@bio-techne.com

Bio-Techne Canada

21 Canmotor Ave
Toronto, ON M8Z 4E6
Canada
Phone: 905.827.6400
Toll Free: 855.668.8722
Fax: 905.827.6402
canada.inquires@bio-techne.com

Bio-Techne Ltd

19 Barton Lane
Abingdon Science Park
Abingdon, OX14 3NB, United Kingdom
Phone: (44) (0) 1235 529449
Free Phone: 0800 37 34 15
Fax: (44) (0) 1235 533420
info.EMEA@bio-techne.com

General Contact Information

www.novusbio.com
Technical Support: nb-technical@bio-techne.com
Orders: nb-customerservice@bio-techne.com
General: novus@novusbio.com

Products Related to NBP2-70203

| | |
|------------------|--|
| NBP2-33376H | Blue Marker Antibody (6F4-F6) [HRP] |
| HAF007 | Goat anti-Mouse IgG Secondary Antibody [HRP] |
| NB7539 | Goat anti-Mouse IgG (H+L) Secondary Antibody [HRP] |
| NBP1-97005-0.5mg | Mouse IgG1 Isotype Control (MG1) |

Limitations

This product is for research use only and is not approved for use in humans or in clinical diagnosis. Primary Antibodies are guaranteed for 1 year from date of receipt.

For more information on our 100% guarantee, please visit www.novusbio.com/guarantee

Earn gift cards/discounts by submitting a review: www.novusbio.com/reviews/submit/NBP2-70203

Earn gift cards/discounts by submitting a publication using this product:
www.novusbio.com/publications

