

# Product Datasheet

## Lyp/PTPN22 Antibody NBP2-69989

Unit Size: 100 ug

Store at -20C. Avoid freeze-thaw cycles.

[www.novusbio.com](http://www.novusbio.com)



[technical@novusbio.com](mailto:technical@novusbio.com)

Protocols, Publications, Related Products, Reviews, Research Tools and Images at:  
[www.novusbio.com/NBP2-69989](http://www.novusbio.com/NBP2-69989)

Updated 9/9/2025 v.20.1

Earn rewards for product  
reviews and publications.

Submit a publication at [www.novusbio.com/publications](http://www.novusbio.com/publications)

Submit a review at [www.novusbio.com/reviews/destination/NBP2-69989](http://www.novusbio.com/reviews/destination/NBP2-69989)



**NBP2-69989**

Lyp/PTPN22 Antibody

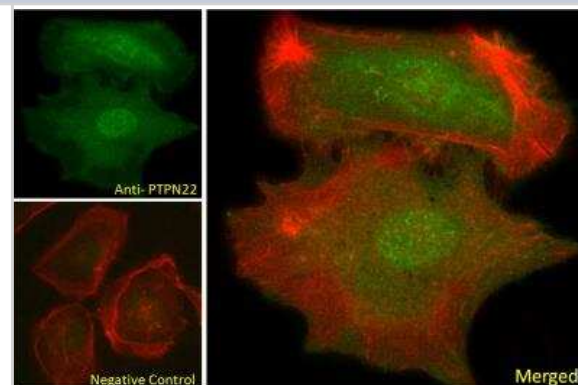
Product Information	
Unit Size	100 ug
Concentration	0.5 mg/ml
Storage	Store at -20C. Avoid freeze-thaw cycles.
Clonality	Polyclonal
Preservative	0.02% Sodium Azide
Isotype	IgG
Purity	Antigen Affinity-purified
Buffer	TBS (pH 7.3), 0.5% BSA

Product Description	
Description	Novus Biologicals Goat Lyp/PTPN22 Antibody (NBP2-69989) is a polyclonal antibody validated for use in IHC, WB, ELISA, Flow and ICC/IF. All Novus Biologicals antibodies are covered by our 100% guarantee.
Host	Goat
Gene ID	26191
Gene Symbol	PTPN22
Species	Human
Reactivity Notes	Expected from sequence similarity: Chimpanzee
Immunogen	Peptide with sequence CPPNKPAESVQSNNS, from the internal region of the protein sequence according to NP_057051; NP_036543.4; NP_001180360.1; NP_001295226.1.

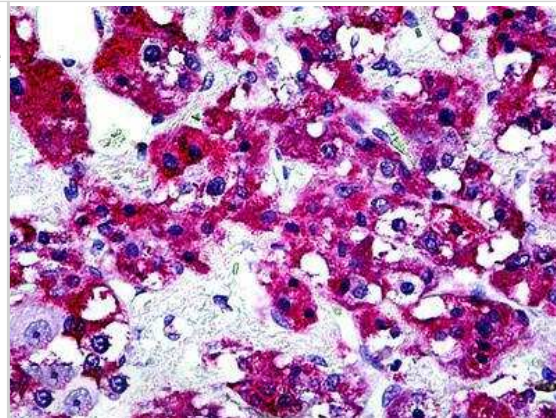
Product Application Details	
Applications	Western Blot, Immunohistochemistry-Paraffin, Flow Cytometry, Immunocytochemistry/ Immunofluorescence, Immunohistochemistry, Peptide ELISA
Recommended Dilutions	Western Blot 0.5-1ug/ml, Flow Cytometry 10 ug/ml, Immunohistochemistry 3.75 ug/ml, Immunocytochemistry/ Immunofluorescence 10 ug/ml, Immunohistochemistry-Paraffin 3.75 ug/ml, Peptide ELISA 1:32000

**Images**

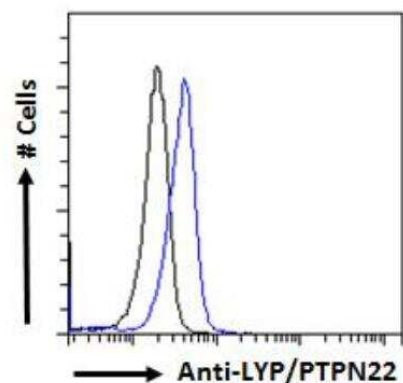
Immunocytochemistry/Immunofluorescence: Lyp/PTPN22 Antibody [NBP2-69989] - Analysis of paraformaldehyde fixed U2OS cells, permeabilized with 0.15% Triton. Primary incubation 1hr (10ug/ml) followed by Alexa Fluor 488 secondary antibody (2ug/ml), showing nuclear staining. Actin filaments were stained with phalloidin (red). Negative control: Unimmunized goat IgG (10ug/ml) followed by Alexa Fluor 488 secondary antibody (2ug/ml).



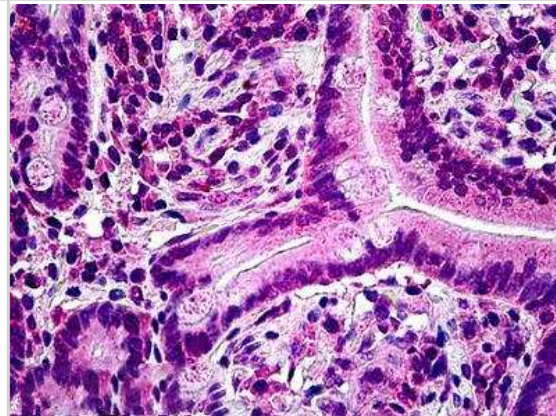
Immunohistochemistry-Paraffin: Lyp/PTPN22 Antibody [NBP2-69989] - (3.75ug/ml) Human Adrenal Gland. Steamed antigen retrieval with citrate buffer pH 6, AP-staining.



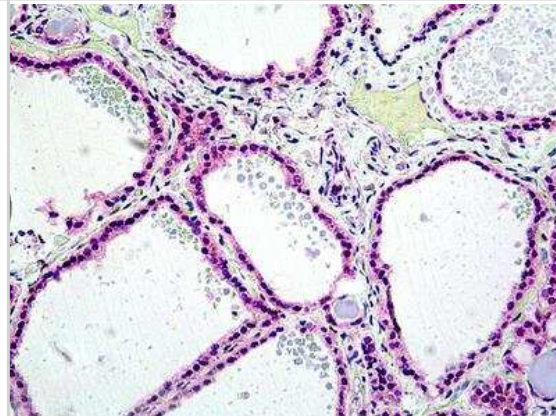
Flow Cytometry: Lyp/PTPN22 Antibody [NBP2-69989] - Analysis of paraformaldehyde fixed Jurkat cells (blue line), permeabilized with 0.5% Triton. Primary incubation 1hr (10ug/ml) followed by Alexa Fluor 488 secondary antibody (1ug/ml). IgG control: Unimmunized goat IgG (black line) followed by Alexa Fluor 488 secondary antibody.



Immunohistochemistry-Paraffin: Lyp/PTPN22 Antibody [NBP2-69989] - (3.75ug/ml) Human Small Intestine. Steamed antigen retrieval with citrate buffer pH 6, AP-staining.



Immunohistochemistry-Paraffin: Lyp/PTPN22 Antibody [NBP2-69989] - (3.75ug/ml) Human Thyroid. Steamed antigen retrieval with citrate buffer pH 6, AP-staining.





### **Novus Biologicals USA**

10730 E. Briarwood Avenue  
Centennial, CO 80112  
USA  
Phone: 303.730.1950  
Toll Free: 1.888.506.6887  
Fax: 303.730.1966  
nb-customerservice@bio-techne.com

### **Bio-Techne Canada**

21 Canmotor Ave  
Toronto, ON M8Z 4E6  
Canada  
Phone: 905.827.6400  
Toll Free: 855.668.8722  
Fax: 905.827.6402  
canada.inquires@bio-techne.com

### **Bio-Techne Ltd**

19 Barton Lane  
Abingdon Science Park  
Abingdon, OX14 3NB, United Kingdom  
Phone: (44) (0) 1235 529449  
Free Phone: 0800 37 34 15  
Fax: (44) (0) 1235 533420  
info.EMEA@bio-techne.com

### **General Contact Information**

www.novusbio.com  
Technical Support: nb-technical@bio-techne.com  
Orders: nb-customerservice@bio-techne.com  
General: novus@novusbio.com

### **Products Related to NBP2-69989**

---

NBP2-33376H	Blue Marker Antibody (6F4-F6) [HRP]
HAF017	Rabbit anti-Goat IgG Secondary Antibody [HRP (Horseradish Peroxidase)]
HAF109	Donkey anti-Goat IgG Secondary Antibody [HRP (Horseradish Peroxidase)]
NB410-28088-1mg	Goat IgG Isotype Control

---

### **Limitations**

This product is for research use only and is not approved for use in humans or in clinical diagnosis. Primary Antibodies are guaranteed for 1 year from date of receipt.

For more information on our 100% guarantee, please visit [www.novusbio.com/guarantee](http://www.novusbio.com/guarantee)

Earn gift cards/discounts by submitting a review: [www.novusbio.com/reviews/submit/NBP2-69989](http://www.novusbio.com/reviews/submit/NBP2-69989)

Earn gift cards/discounts by submitting a publication using this product:  
[www.novusbio.com/publications](http://www.novusbio.com/publications)



