

Product Datasheet

PDE6A Antibody - BSA Free NBP2-68985

Unit Size: 100 ul

Store at 4C short term. Aliquot and store at -20C long term. Avoid freeze-thaw cycles.

www.novusbio.com



technical@novusbio.com

Protocols, Publications, Related Products, Reviews, Research Tools and Images at:
www.novusbio.com/NBP2-68985

Updated 12/2/2025 v.20.1

Earn rewards for product
reviews and publications.

Submit a publication at www.novusbio.com/publications

Submit a review at www.novusbio.com/reviews/destination/NBP2-68985



NBP2-68985

PDE6A Antibody - BSA Free

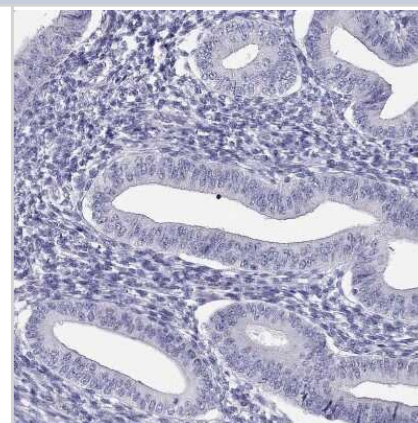
Product Information	
Unit Size	100 ul
Concentration	Concentrations vary lot to lot. See vial label for concentration. If unlisted please contact technical services.
Storage	Store at 4C short term. Aliquot and store at -20C long term. Avoid freeze-thaw cycles.
Clonality	Polyclonal
Preservative	0.02% Sodium Azide
Isotype	IgG
Purity	Affinity purified
Buffer	PBS (pH 7.2) and 40% Glycerol

Product Description	
Description	Novus Biologicals Rabbit PDE6A Antibody - BSA Free (NBP2-68985) is a polyclonal antibody validated for use in IHC. All Novus Biologicals antibodies are covered by our 100% guarantee.
Host	Rabbit
Gene ID	5145
Gene Symbol	PDE6A
Species	Human
Reactivity Notes	Mouse 87%, Rat 86%
Immunogen	This antibody was developed against a recombinant protein corresponding to amino acids: EEVEKFLDSNIGFAKQYYNLHYRAKLISDLLGAKEAAVDFSNYHSPSSMEESEII FDLLRDFQENLQTEKCIFNVM

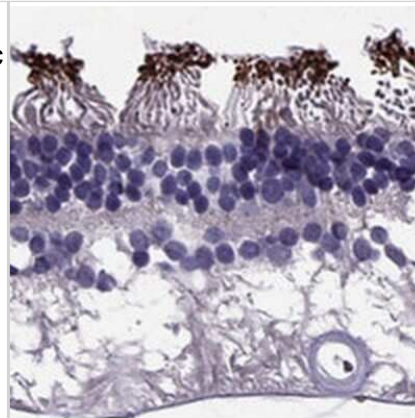
Product Application Details	
Applications	Immunohistochemistry-Paraffin, Immunohistochemistry
Recommended Dilutions	Immunohistochemistry 1:1000 - 1:2500, Immunohistochemistry-Paraffin 1:1000 - 1:2500
Application Notes	Recommended conditions for IHC, Retrieval method: HIER pH6

Images

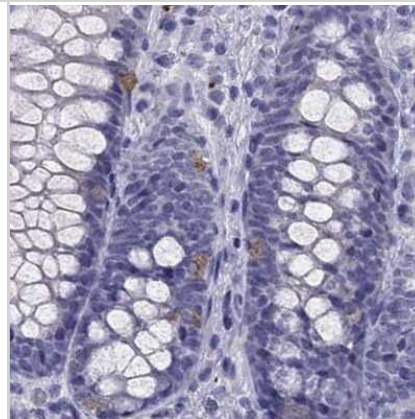
Immunohistochemistry-Paraffin: PDE6A Antibody [NBP2-68985] - Staining of human endometrium shows no positivity in glandular cells as expected.



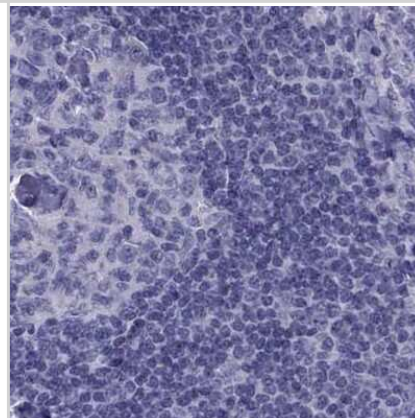
Immunohistochemistry: PDE6A Antibody [NBP2-68985] -
Immunohistochemical staining of human retina shows strong cytoplasmic
positivity in rods.



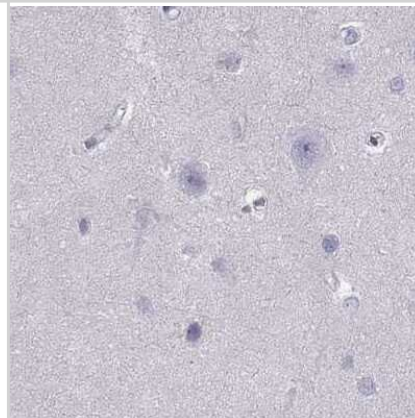
Immunohistochemistry-Paraffin: PDE6A Antibody [NBP2-68985] -
Staining of human colon.



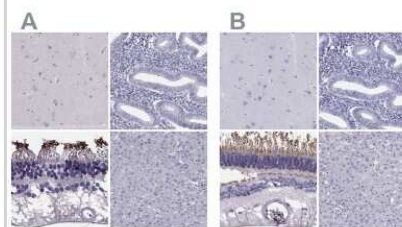
Immunohistochemistry-Paraffin: PDE6A Antibody [NBP2-68985] -
Staining of human lymph node.



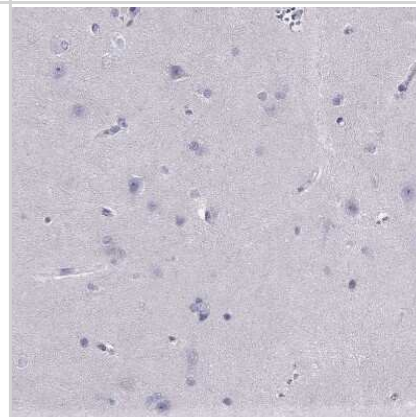
Immunohistochemistry-Paraffin: PDE6A Antibody [NBP2-68985] -
Staining of human cerebral cortex.



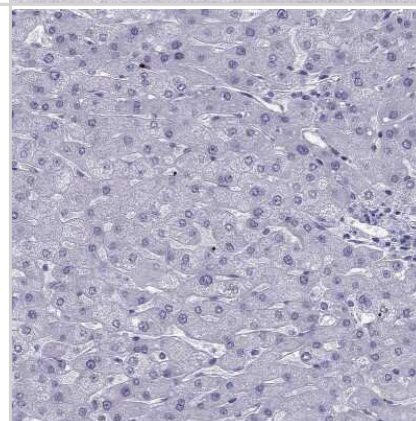
Immunohistochemistry-Paraffin: PDE6A Antibody [NBP2-68985] - Staining of human cerebral cortex, endometrium, eye, retina and liver using Anti-PDE6A antibody NBP2-68985 (A) shows similar protein distribution across tissues to independent antibody NBP1-87312 (B).



Immunohistochemistry-Paraffin: PDE6A Antibody [NBP2-68985] - Staining of human cerebral cortex shows no positivity in neurons as expected.



Immunohistochemistry-Paraffin: PDE6A Antibody [NBP2-68985] - Staining of human liver shows no positivity in hepatocytes as expected.





Novus Biologicals USA

10730 E. Briarwood Avenue
Centennial, CO 80112
USA
Phone: 303.730.1950
Toll Free: 1.888.506.6887
Fax: 303.730.1966
nb-customerservice@bio-techne.com

Bio-Techne Canada

21 Canmotor Ave
Toronto, ON M8Z 4E6
Canada
Phone: 905.827.6400
Toll Free: 855.668.8722
Fax: 905.827.6402
canada.inquires@bio-techne.com

Bio-Techne Ltd

19 Barton Lane
Abingdon Science Park
Abingdon, OX14 3NB, United Kingdom
Phone: (44) (0) 1235 529449
Free Phone: 0800 37 34 15
Fax: (44) (0) 1235 533420
info.EMEA@bio-techne.com

General Contact Information

www.novusbio.com
Technical Support: nb-technical@bio-techne.com
Orders: nb-customerservice@bio-techne.com
General: novus@novusbio.com

Products Related to NBP2-68985

NBP2-68985PEP	PDE6A Recombinant Protein Antigen
HAF008	Goat anti-Rabbit IgG Secondary Antibody [HRP]
NB7160	Goat anti-Rabbit IgG (H+L) Secondary Antibody [HRP]
NBP2-24891	Rabbit IgG Isotype Control

Limitations

This product is for research use only and is not approved for use in humans or in clinical diagnosis. Primary Antibodies are guaranteed for 1 year from date of receipt.

For more information on our 100% guarantee, please visit www.novusbio.com/guarantee

Earn gift cards/discounts by submitting a review: www.novusbio.com/reviews/submit/NBP2-68985

Earn gift cards/discounts by submitting a publication using this product:
www.novusbio.com/publications

