

Product Datasheet

HSP90 beta Antibody - BSA Free NBP2-68978

Unit Size: 100 ul

Store at 4C short term. Aliquot and store at -20C long term. Avoid freeze-thaw cycles.

www.novusbio.com



technical@novusbio.com

Publications: 1

Protocols, Publications, Related Products, Reviews, Research Tools and Images at:
www.novusbio.com/NBP2-68978

Updated 12/2/2025 v.20.1

Earn rewards for product
reviews and publications.

Submit a publication at www.novusbio.com/publications

Submit a review at www.novusbio.com/reviews/destination/NBP2-68978



NBP2-68978

HSP90 beta Antibody - BSA Free

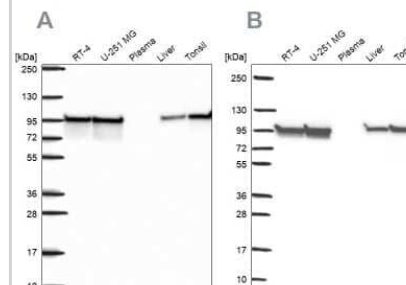
| Product Information | |
|---------------------|------------------------------------------------------------------------------------------------------------------|
| Unit Size | 100 ul |
| Concentration | Concentrations vary lot to lot. See vial label for concentration. If unlisted please contact technical services. |
| Storage | Store at 4C short term. Aliquot and store at -20C long term. Avoid freeze-thaw cycles. |
| Clonality | Polyclonal |
| Preservative | 0.02% Sodium Azide |
| Isotype | IgG |
| Purity | Affinity purified |
| Buffer | PBS (pH 7.2) and 40% Glycerol |

| Product Description | |
|---------------------|-------------------------------------------------------------------------------------------------------------------------------------------------------------------------------------------------------------------------------------------------------------|
| Description | Novus Biologicals Rabbit HSP90 beta Antibody - BSA Free (NBP2-68978) is a polyclonal antibody validated for use in IHC, WB and ELISA. Anti-HSP90 beta Antibody: Cited in 1 publication. All Novus Biologicals antibodies are covered by our 100% guarantee. |
| Host | Rabbit |
| Gene ID | 3326 |
| Gene Symbol | HSP90AB1 |
| Species | Human |
| Immunogen | This antibody was developed against a recombinant protein corresponding to amino acids: EEDKDDEEKPKIEDVGSDEEDDSGKDK |

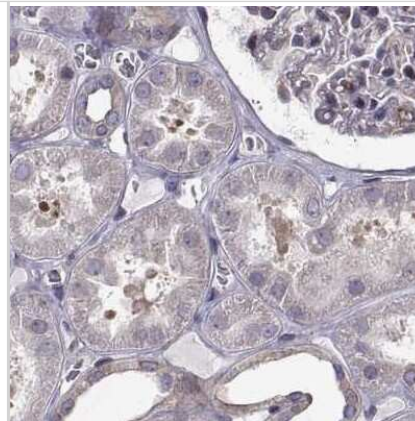
| Product Application Details | |
|-----------------------------|------------------------------------------------------------------------------------------------------------------|
| Applications | Western Blot, Immunohistochemistry-Paraffin, Immunohistochemistry |
| Recommended Dilutions | Western Blot 0.04-0.4 ug/ml, Immunohistochemistry 1:1000 - 1:2500, Immunohistochemistry-Paraffin 1:1000 - 1:2500 |
| Application Notes | Recommended conditions for IHC, Retrieval method: HIER pH6 |

Images

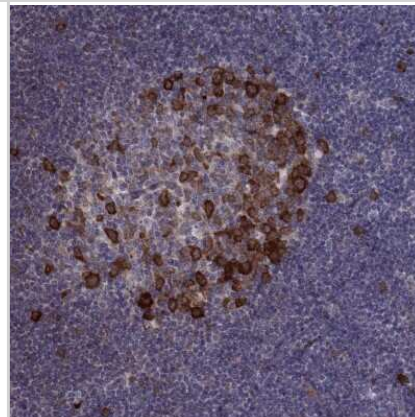
Western Blot: HSP90AB1 Antibody [NBP2-68978] - Analysis using Anti-HSP90AB1 antibody NBP2-68978 (A) shows similar pattern to independent antibody NBP2-55509 (B).



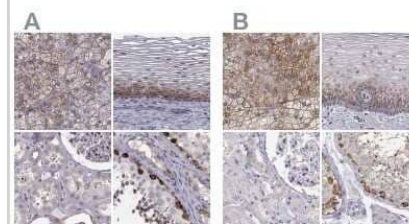
Immunohistochemistry-Paraffin: HSP90AB1 Antibody [NBP2-68978] - Staining of human kidney.



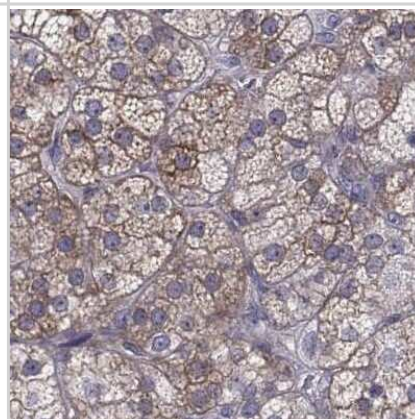
Immunohistochemistry: HSP90AB1 Antibody [NBP2-68978] - Immunohistochemical staining of human tonsil shows strong positivity in germinal center cells.



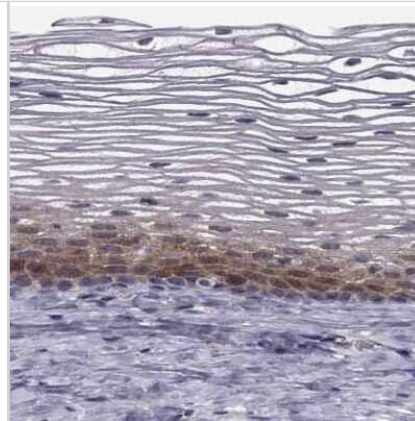
Immunohistochemistry-Paraffin: HSP90AB1 Antibody [NBP2-68978] - Staining of human adrenal gland, cervix, uterine, kidney and testis using Anti-HSP90AB1 antibody NBP2-68978 (A) shows similar protein distribution across tissues to independent antibody NBP2-68937 (B).



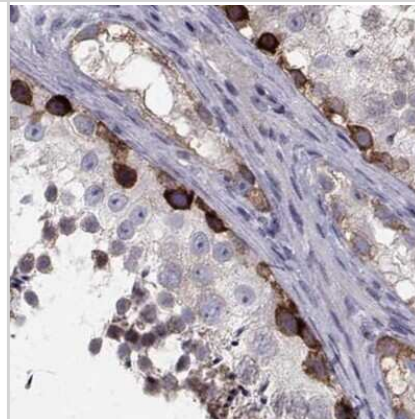
Immunohistochemistry-Paraffin: HSP90AB1 Antibody [NBP2-68978] - Staining of human adrenal gland.



Immunohistochemistry-Paraffin: HSP90AB1 Antibody [NBP2-68978] - Staining of human cervix, uterine.



Immunohistochemistry-Paraffin: HSP90AB1 Antibody [NBP2-68978] - Staining of human testis.



Publications

Marwarha G, Slagsvold KH, Høydal MA NF- κ B Transcriptional Activity Indispensably Mediates Hypoxia-Reoxygenation Stress-Induced microRNA-210 Expression International journal of molecular sciences 2023-04-01 [PMID: 37047592] (ELISA)



Novus Biologicals USA

10730 E. Briarwood Avenue
Centennial, CO 80112
USA
Phone: 303.730.1950
Toll Free: 1.888.506.6887
Fax: 303.730.1966
nb-customerservice@bio-techne.com

Bio-Techne Canada

21 Canmotor Ave
Toronto, ON M8Z 4E6
Canada
Phone: 905.827.6400
Toll Free: 855.668.8722
Fax: 905.827.6402
canada.inquires@bio-techne.com

Bio-Techne Ltd

19 Barton Lane
Abingdon Science Park
Abingdon, OX14 3NB, United Kingdom
Phone: (44) (0) 1235 529449
Free Phone: 0800 37 34 15
Fax: (44) (0) 1235 533420
info.EMEA@bio-techne.com

General Contact Information

www.novusbio.com
Technical Support: nb-technical@bio-techne.com
Orders: nb-customerservice@bio-techne.com
General: novus@novusbio.com

Products Related to NBP2-68978

| | |
|---------------|-----------------------------------------------------|
| NBP2-68978PEP | HSP90 beta Recombinant Protein Antigen |
| NBP2-33376H | Blue Marker Antibody (6F4-F6) [HRP] |
| HAF008 | Goat anti-Rabbit IgG Secondary Antibody [HRP] |
| NB7160 | Goat anti-Rabbit IgG (H+L) Secondary Antibody [HRP] |
| NBP2-24891 | Rabbit IgG Isotype Control |

Limitations

This product is for research use only and is not approved for use in humans or in clinical diagnosis. Primary Antibodies are guaranteed for 1 year from date of receipt.

For more information on our 100% guarantee, please visit www.novusbio.com/guarantee

Earn gift cards/discounts by submitting a review: www.novusbio.com/reviews/submit/NBP2-68978

Earn gift cards/discounts by submitting a publication using this product:
www.novusbio.com/publications

