

Product Datasheet

HSP90 beta Antibody - BSA Free NBP2-68937

Unit Size: 100 ul

Store at 4C short term. Aliquot and store at -20C long term. Avoid freeze-thaw cycles.

www.novusbio.com



technical@novusbio.com

Publications: 1

Protocols, Publications, Related Products, Reviews, Research Tools and Images at:
www.novusbio.com/NBP2-68937

Updated 12/2/2025 v.20.1

Earn rewards for product
reviews and publications.

Submit a publication at www.novusbio.com/publications

Submit a review at www.novusbio.com/reviews/destination/NBP2-68937



NBP2-68937

HSP90 beta Antibody - BSA Free

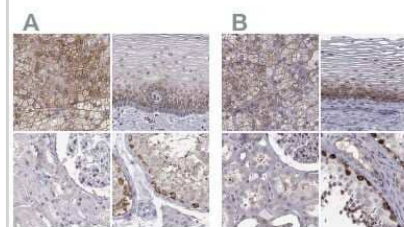
Product Information	
Unit Size	100 ul
Concentration	Concentrations vary lot to lot. See vial label for concentration. If unlisted please contact technical services.
Storage	Store at 4C short term. Aliquot and store at -20C long term. Avoid freeze-thaw cycles.
Clonality	Polyclonal
Preservative	0.02% Sodium Azide
Isotype	IgG
Purity	Affinity purified
Buffer	PBS (pH 7.2) and 40% Glycerol

Product Description	
Description	Novus Biologicals Rabbit HSP90 beta Antibody - BSA Free (NBP2-68937) is a polyclonal antibody validated for use in IHC and WB. Anti-HSP90 beta Antibody: Cited in 1 publication. All Novus Biologicals antibodies are covered by our 100% guarantee.
Host	Rabbit
Gene ID	3326
Gene Symbol	HSP90AB1
Species	Human
Immunogen	This antibody was developed against a recombinant protein corresponding to amino acids: DEDEVAAEEPNAAVPDEIPPLEGDEDASR

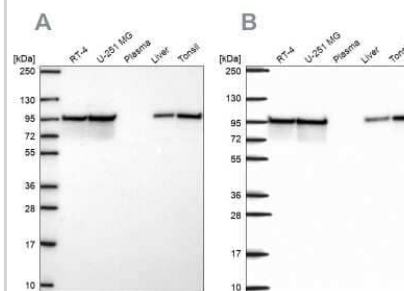
Product Application Details	
Applications	Western Blot, Immunohistochemistry-Paraffin, Immunohistochemistry
Recommended Dilutions	Western Blot 0.04-0.4 ug/ml, Immunohistochemistry 1:500 - 1:1000, Immunohistochemistry-Paraffin 1:500 - 1:1000
Application Notes	Recommended conditions for IHC, Retrieval method: HIER pH6

Images

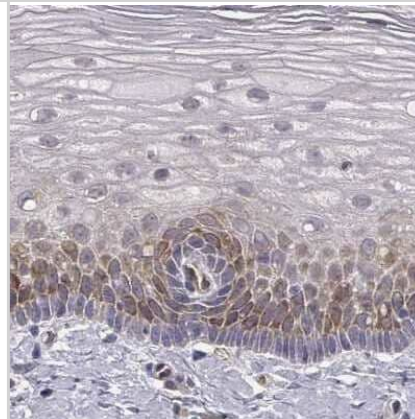
Immunohistochemistry-Paraffin: HSP90 beta Antibody [NBP2-68937] - HSP90AB1 Antibody [NBP2-68937] - Staining of human adrenal gland, cervix, uterine, kidney and testis using Anti-HSP90AB1 antibody NBP2-68937 (A) shows similar protein distribution across tissues to independent antibody NBP2-68978 (B).



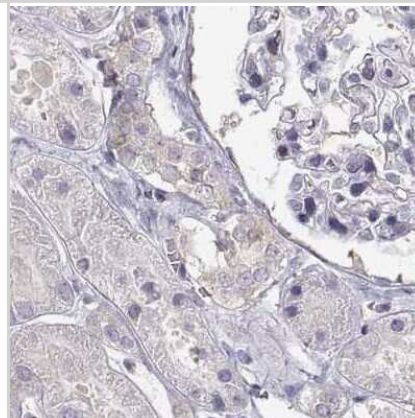
Western Blot: HSP90 beta Antibody [NBP2-68937] - HSP90AB1 Antibody [NBP2-68937] - Analysis using Anti-HSP90AB1 antibody NBP2-68937 (A) shows similar pattern to independent antibody NBP2-68978 (B).



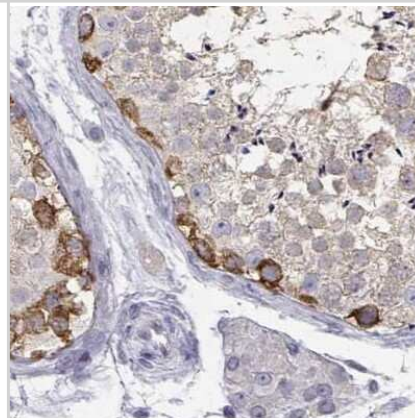
Immunohistochemistry-Paraffin: HSP90AB1 Antibody [NBP2-68937] - Staining of human cervix, uterine.



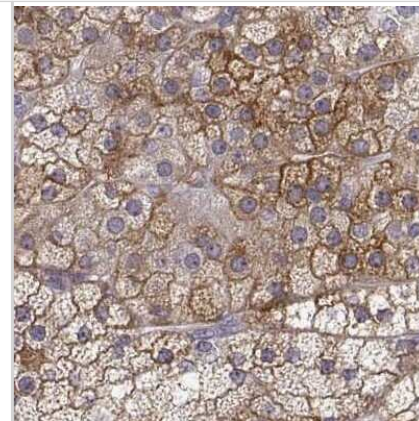
Immunohistochemistry-Paraffin: HSP90AB1 Antibody [NBP2-68937] - Staining of human kidney.



Immunohistochemistry-Paraffin: HSP90AB1 Antibody [NBP2-68937] - Staining of human testis.



Immunohistochemistry-Paraffin: HSP90AB1 Antibody [NBP2-68937] - Staining of human adrenal gland.



Publications

Pankita H Pandya, Asha Jacob Jannu, Khadijeh Bijangi-Vishehsaraei, Erika Dobrota, Barbara J Bailey, Farinaz Barghi, Harlan E Shannon, Niknam Riyahi, Nur P Damayanti, Courtney Young, Rada Malko, Ryli Justice, Eric Albright, George E Sandusky, L Daniel Wurtz, Christopher D Collier, Mark S Marshall, Rosa I Gallagher, Julia D Wulfkuhle, Emanuel F Petricoin, Kathy Coy, Melissa Trowbridge, Anthony L Sinn, Jamie L Renbarger, Michael J Ferguson, Kun Huang, Jie Zhang, M Reza Saadatzadeh, Karen E Pollok Integrative Multi-OMICs Identifies Therapeutic Response Biomarkers and Confirms Fidelity of Clinically Annotated, Serially Passaged Patient-Derived Xenografts Established from Primary and Metastatic Pediatric and AYA Solid Tumors. *Cancers* 2022-12-30 [PMID: 36612255]



Novus Biologicals USA

10730 E. Briarwood Avenue
Centennial, CO 80112
USA
Phone: 303.730.1950
Toll Free: 1.888.506.6887
Fax: 303.730.1966
nb-customerservice@bio-techne.com

Bio-Techne Canada

21 Canmotor Ave
Toronto, ON M8Z 4E6
Canada
Phone: 905.827.6400
Toll Free: 855.668.8722
Fax: 905.827.6402
canada.inquires@bio-techne.com

Bio-Techne Ltd

19 Barton Lane
Abingdon Science Park
Abingdon, OX14 3NB, United Kingdom
Phone: (44) (0) 1235 529449
Free Phone: 0800 37 34 15
Fax: (44) (0) 1235 533420
info.EMEA@bio-techne.com

General Contact Information

www.novusbio.com
Technical Support: nb-technical@bio-techne.com
Orders: nb-customerservice@bio-techne.com
General: novus@novusbio.com

Products Related to NBP2-68937

NBP2-33376H	Blue Marker Antibody (6F4-F6) [HRP]
HAF008	Goat anti-Rabbit IgG Secondary Antibody [HRP]
NB7160	Goat anti-Rabbit IgG (H+L) Secondary Antibody [HRP]
NBP2-24891	Rabbit IgG Isotype Control

Limitations

This product is for research use only and is not approved for use in humans or in clinical diagnosis. Primary Antibodies are guaranteed for 1 year from date of receipt.

For more information on our 100% guarantee, please visit www.novusbio.com/guarantee

Earn gift cards/discounts by submitting a review: www.novusbio.com/reviews/submit/NBP2-68937

Earn gift cards/discounts by submitting a publication using this product:
www.novusbio.com/publications

