

Product Datasheet

alpha-Sarcoglycan Antibody (JA51-81) NBP2-67150

Unit Size: 100 ul

Store at 4C short term. Aliquot and store at -20C long term. Avoid freeze-thaw cycles.

www.novusbio.com



technical@novusbio.com

Reviews: 1 Publications: 1

Protocols, Publications, Related Products, Reviews, Research Tools and Images at:
www.novusbio.com/NBP2-67150

Updated 2/24/2026 v.20.1

**Earn rewards for product
reviews and publications.**

Submit a publication at www.novusbio.com/publications

Submit a review at www.novusbio.com/reviews/destination/NBP2-67150



NBP2-67150

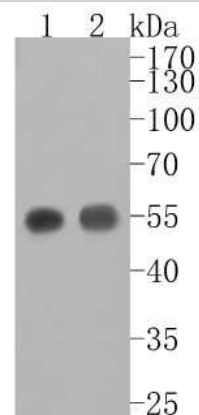
alpha-Sarcoglycan Antibody (JA51-81)

| Product Information | |
|-----------------------------|---|
| Unit Size | 100 ul |
| Concentration | 1 mg/ml |
| Storage | Store at 4C short term. Aliquot and store at -20C long term. Avoid freeze-thaw cycles. |
| Clonality | Monoclonal |
| Clone | JA51-81 |
| Preservative | 0.05% Sodium Azide |
| Isotype | IgG |
| Purity | Protein A purified |
| Buffer | TBS (pH7.4), 0.05% BSA, 40% Glycerol |
| Product Description | |
| Description | Novus Biologicals Rabbit alpha-Sarcoglycan Antibody (JA51-81) (NBP2-67150) is a recombinant monoclonal antibody validated for use in IHC, WB and IP. Anti-alpha-Sarcoglycan Antibody: Cited in 1 publication. All Novus Biologicals antibodies are covered by our 100% guarantee. |
| Host | Rabbit |
| Gene ID | 6442 |
| Gene Symbol | SGCA |
| Species | Human, Mouse, Rat |
| Immunogen | Synthetic peptide within Human alpha-Sarcoglycan aa 338-387 / 387. (SwissProt: Q16586 Human; SwissProt: P82350 Mouse; SwissProt: Q5SWB2 Rat) |
| Product Application Details | |
| Applications | Western Blot, Immunohistochemistry-Paraffin, Immunohistochemistry, Immunohistochemistry-Frozen, Immunoprecipitation |
| Recommended Dilutions | Western Blot 1:500-1:2000, Immunohistochemistry, Immunoprecipitation, Immunohistochemistry-Paraffin 1:50-1:200, Immunohistochemistry-Frozen |
| Application Notes | Alpha-Sarcoglycan Antibody (JA51-81) validated for IHC-Fr from a verified customer review. |

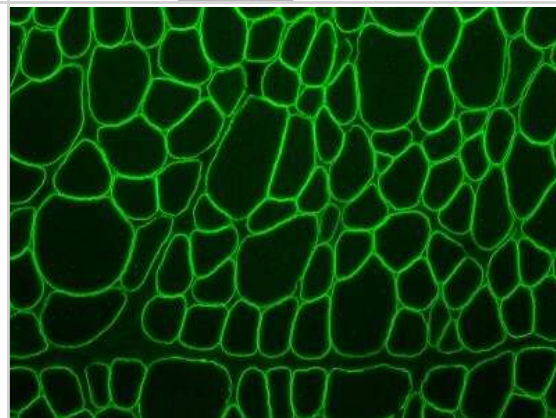


Images

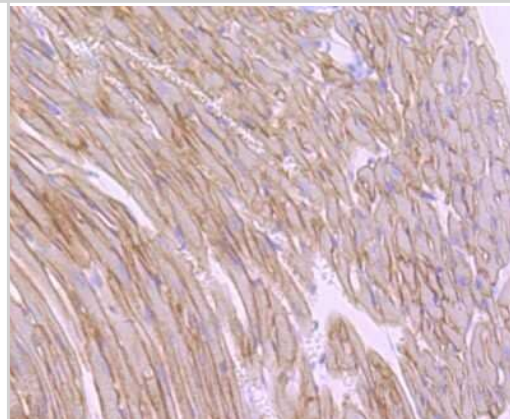
Western Blot: alpha-Sarcoglycan Antibody (JA51-81) [NBP2-67150] - Western blot analysis of alpha-Sarcoglycan on different lysates. Proteins were transferred to a PVDF membrane and blocked with 5% BSA in PBS for 1 hour at room temperature. The primary antibody (1/500) was used in 5% BSA at room temperature for 2 hours. Goat Anti-Rabbit IgG - HRP Secondary Antibody (HA1001) at 1:5,000 dilution was used for 1 hour at room temperature. Positive control: Lane 1: mouse heart tissue lysate
Lane 2: human skeletal muscle tissue lysate



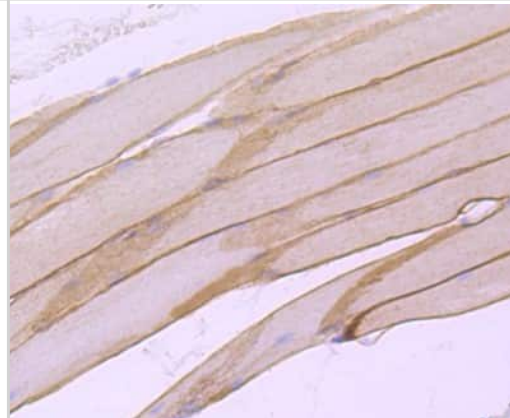
Immunohistochemistry-Frozen: alpha-Sarcoglycan Antibody (JA51-81) [NBP2-67150] - Human skeletal muscle tissue. IHC-Fr image submitted by a verified customer review.



Immunohistochemistry-Paraffin: alpha-Sarcoglycan Antibody (JA51-81) [NBP2-67150] - Analysis of paraffin-embedded mouse heart tissue using anti-alpha sarcoglycan antibody. Counter stained with hematoxylin.



Immunohistochemistry-Paraffin: alpha-Sarcoglycan Antibody (JA51-81) [NBP2-67150] - Analysis of paraffin-embedded mouse skeletal muscle tissue using anti-alpha sarcoglycan antibody. Counter stained with hematoxylin.



Publications

Mishra S, Kumar A, He Y et Al. Circulating small extracellular vesicles as blood-based biomarkers of muscle health in aging nonhuman primates *Geroscience* 2024-12-10 [PMID: 39656404]



Novus Biologicals USA

10730 E. Briarwood Avenue
Centennial, CO 80112
USA
Phone: 303.730.1950
Toll Free: 1.888.506.6887
Fax: 303.730.1966
nb-customerservice@bio-techne.com

Bio-Techne Canada

21 Canmotor Ave
Toronto, ON M8Z 4E6
Canada
Phone: 905.827.6400
Toll Free: 855.668.8722
Fax: 905.827.6402
canada.inquires@bio-techne.com

Bio-Techne Ltd

19 Barton Lane
Abingdon Science Park
Abingdon, OX14 3NB, United Kingdom
Phone: (44) (0) 1235 529449
Free Phone: 0800 37 34 15
Fax: (44) (0) 1235 533420
info.EMEA@bio-techne.com

General Contact Information

www.novusbio.com
Technical Support: nb-technical@bio-techne.com
Orders: nb-customerservice@bio-techne.com
General: novus@novusbio.com

Products Related to NBP2-67150

| | |
|-------------|---|
| NBP2-33376H | Blue Marker Antibody (6F4-F6) [HRP] |
| HAF008 | Goat anti-Rabbit IgG Secondary Antibody [HRP] |
| NB7160 | Goat anti-Rabbit IgG (H+L) Secondary Antibody [HRP] |
| NBP2-24891 | Rabbit IgG Isotype Control |

Limitations

This product is for research use only and is not approved for use in humans or in clinical diagnosis. Primary Antibodies are guaranteed for 1 year from date of receipt.

For more information on our 100% guarantee, please visit www.novusbio.com/guarantee

Earn gift cards/discounts by submitting a review: www.novusbio.com/reviews/submit/NBP2-67150

Earn gift cards/discounts by submitting a publication using this product:
www.novusbio.com/publications

