

# Product Datasheet

## ACE/CD143 Antibody (JM59-32) NBP2-67111

Unit Size: 100 ul

Store at 4C short term. Aliquot and store at -20C long term. Avoid freeze-thaw cycles.

[www.novusbio.com](http://www.novusbio.com)



[technical@novusbio.com](mailto:technical@novusbio.com)

### Publications: 1

Protocols, Publications, Related Products, Reviews, Research Tools and Images at:  
[www.novusbio.com/NBP2-67111](http://www.novusbio.com/NBP2-67111)

Updated 2/24/2026 v.20.1

Earn rewards for product  
reviews and publications.

Submit a publication at [www.novusbio.com/publications](http://www.novusbio.com/publications)

Submit a review at [www.novusbio.com/reviews/destination/NBP2-67111](http://www.novusbio.com/reviews/destination/NBP2-67111)



**NBP2-67111**

ACE/CD143 Antibody (JM59-32)

Product Information	
<b>Unit Size</b>	100 ul
<b>Concentration</b>	1 mg/ml
<b>Storage</b>	Store at 4C short term. Aliquot and store at -20C long term. Avoid freeze-thaw cycles.
<b>Clonality</b>	Monoclonal
<b>Clone</b>	JM59-32
<b>Preservative</b>	0.05% Sodium Azide
<b>Isotype</b>	IgG
<b>Purity</b>	Protein A purified
<b>Buffer</b>	TBS (pH7.4), 0.05% BSA, 40% Glycerol

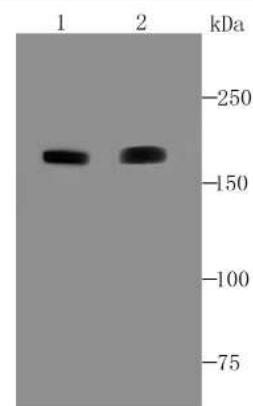
Product Description	
<b>Description</b>	Novus Biologicals Rabbit ACE/CD143 Antibody (JM59-32) (NBP2-67111) is a recombinant monoclonal antibody validated for use in IHC, WB and Flow. Anti-ACE/CD143 Antibody: Cited in 1 publication. All Novus Biologicals antibodies are covered by our 100% guarantee.
<b>Host</b>	Rabbit
<b>Gene ID</b>	1636
<b>Gene Symbol</b>	ACE
<b>Species</b>	Human, Mouse
<b>Immunogen</b>	Synthetic peptide within Human ACE/CD143 aa 1,257-1,306 / 1,306. (SwissProt: P12821 Human; SwissProt: P09470 Mouse)

Product Application Details	
<b>Applications</b>	Western Blot, Immunohistochemistry-Paraffin, Flow Cytometry, Immunohistochemistry
<b>Recommended Dilutions</b>	Western Blot 1:500-1:2000, Flow Cytometry 1:50-1:100, Immunohistochemistry, Immunohistochemistry-Paraffin 1:100-1:500

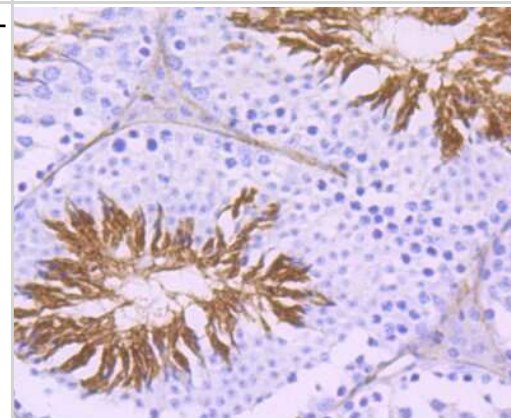


## Images

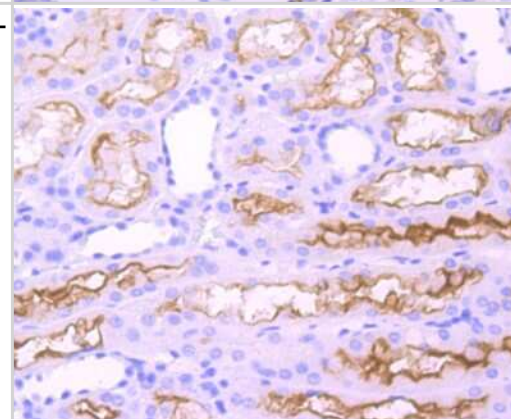
Western Blot: ACE/CD143 Antibody (JM59-32) [NBP2-67111] - Analysis of ACE on human lung (1) and mouse kidney (2) tissue lysate using anti-ACE antibody at 1/1,000 dilution.



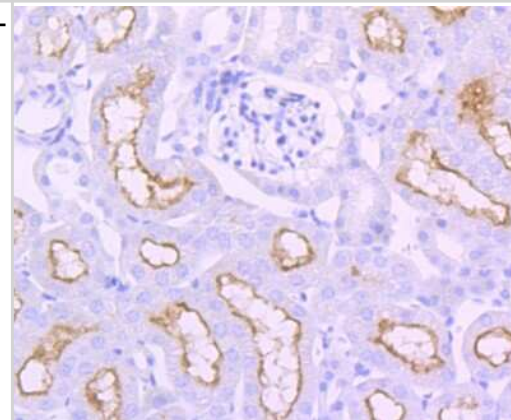
Immunohistochemistry-Paraffin: ACE/CD143 Antibody (JM59-32) [NBP2-67111] - Analysis of paraffin-embedded mouse testis tissue using anti-ACE antibody. Counter stained with hematoxylin.



Immunohistochemistry-Paraffin: ACE/CD143 Antibody (JM59-32) [NBP2-67111] - Analysis of paraffin-embedded human kidney tissue using anti-ACE antibody. Counter stained with hematoxylin.



Immunohistochemistry-Paraffin: ACE/CD143 Antibody (JM59-32) [NBP2-67111] - Analysis of paraffin-embedded mouse kidney tissue using anti-ACE antibody. Counter stained with hematoxylin.



## Publications

Yin Y, Cao S, Fu H et al. A noncanonical role of NOD-like receptor NLRP14 in PGCLC differentiation and spermatogenesis Proc Natl Acad Sci U S A 2020-09-08 [PMID: 32839316] (IHC-P, Mouse)



### **Novus Biologicals USA**

10730 E. Briarwood Avenue  
Centennial, CO 80112  
USA  
Phone: 303.730.1950  
Toll Free: 1.888.506.6887  
Fax: 303.730.1966  
nb-customerservice@bio-techne.com

### **Bio-Techne Canada**

21 Canmotor Ave  
Toronto, ON M8Z 4E6  
Canada  
Phone: 905.827.6400  
Toll Free: 855.668.8722  
Fax: 905.827.6402  
canada.inquires@bio-techne.com

### **Bio-Techne Ltd**

19 Barton Lane  
Abingdon Science Park  
Abingdon, OX14 3NB, United Kingdom  
Phone: (44) (0) 1235 529449  
Free Phone: 0800 37 34 15  
Fax: (44) (0) 1235 533420  
info.EMEA@bio-techne.com

### **General Contact Information**

www.novusbio.com  
Technical Support: nb-technical@bio-techne.com  
Orders: nb-customerservice@bio-techne.com  
General: novus@novusbio.com

### **Products Related to NBP2-67111**

---

NBP2-33376H	Blue Marker Antibody (6F4-F6) [HRP]
HAF008	Goat anti-Rabbit IgG Secondary Antibody [HRP]
NB7160	Goat anti-Rabbit IgG (H+L) Secondary Antibody [HRP]
NBP2-24891	Rabbit IgG Isotype Control

---

### **Limitations**

This product is for research use only and is not approved for use in humans or in clinical diagnosis. Primary Antibodies are guaranteed for 1 year from date of receipt.

For more information on our 100% guarantee, please visit [www.novusbio.com/guarantee](http://www.novusbio.com/guarantee)

Earn gift cards/discounts by submitting a review: [www.novusbio.com/reviews/submit/NBP2-67111](http://www.novusbio.com/reviews/submit/NBP2-67111)

Earn gift cards/discounts by submitting a publication using this product:  
[www.novusbio.com/publications](http://www.novusbio.com/publications)

