

Product Datasheet

Desmocollin-1 Antibody - BSA Free NBP2-62695

Unit Size: 100 ul

Store at 4C short term. Aliquot and store at -20C long term. Avoid freeze-thaw cycles.

www.novusbio.com



technical@novusbio.com

Protocols, Publications, Related Products, Reviews, Research Tools and Images at:
www.novusbio.com/NBP2-62695

Updated 12/2/2025 v.20.1

Earn rewards for product
reviews and publications.

Submit a publication at www.novusbio.com/publications

Submit a review at www.novusbio.com/reviews/destination/NBP2-62695



NBP2-62695

Desmocollin-1 Antibody - BSA Free

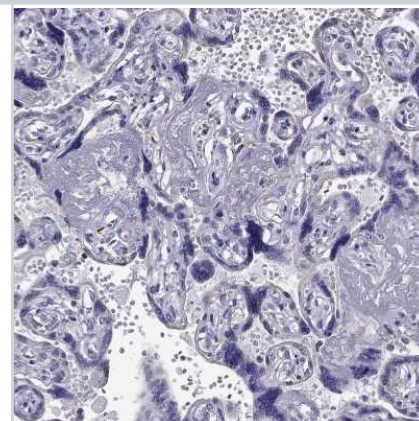
Product Information	
Unit Size	100 ul
Concentration	Concentrations vary lot to lot. See vial label for concentration. If unlisted please contact technical services.
Storage	Store at 4C short term. Aliquot and store at -20C long term. Avoid freeze-thaw cycles.
Clonality	Polyclonal
Preservative	0.02% Sodium Azide
Isotype	IgG
Purity	Affinity purified
Buffer	PBS (pH 7.2) and 40% Glycerol

Product Description	
Description	Novus Biologicals Rabbit Desmocollin-1 Antibody - BSA Free (NBP2-62695) is a polyclonal antibody validated for use in IHC. All Novus Biologicals antibodies are covered by our 100% guarantee.
Host	Rabbit
Gene ID	1823
Gene Symbol	DSC1
Species	Human
Reactivity Notes	Mouse (80%)
Immunogen	This antibody was developed against a recombinant protein corresponding to amino acids: RQVILQVGVINEAQFSKAASSQTPTMCTTTVTVKIIDSDEGPECHPPVKVIQSQD GFPAGQELLGYKALDPEISSGGLRYQKLGDEDNWFQHTG

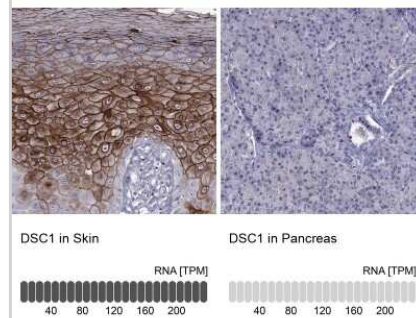
Product Application Details	
Applications	Immunohistochemistry-Paraffin, Immunohistochemistry
Recommended Dilutions	Immunohistochemistry 1:200 - 1:500, Immunohistochemistry-Paraffin 1:200 - 1:500
Application Notes	For IHC-Paraffin, HIER pH 6 retrieval is recommended.

Images

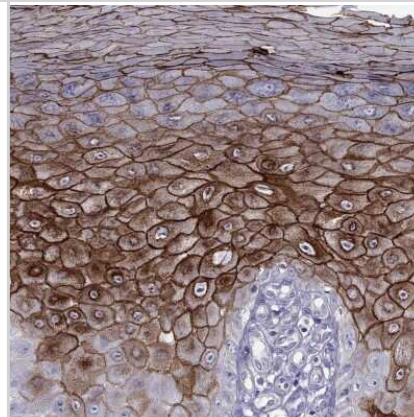
Immunohistochemistry-Paraffin: Desmocollin-1 Antibody [NBP2-62695] - Staining of human Placenta shows no positivity in trophoblastic cells as expected.



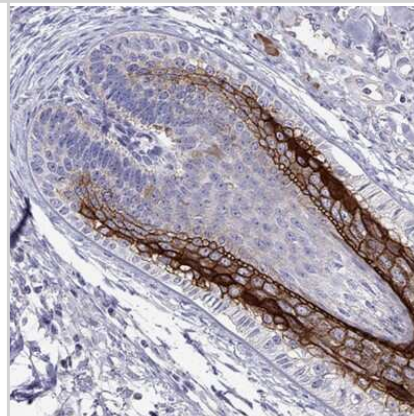
Immunohistochemistry-Paraffin: Desmocollin-1 Antibody [NBP2-62695] - Analysis in human skin and pancreas tissues using Anti-DSC1 antibody. Corresponding DSC1 RNA-seq data are presented for the same tissues.



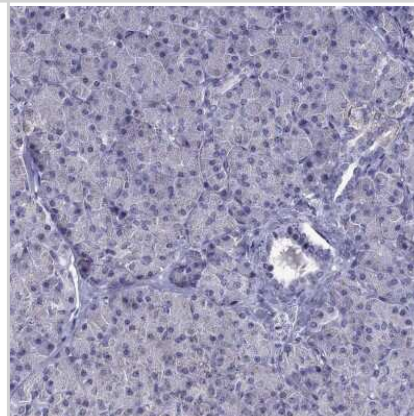
Immunohistochemistry-Paraffin: Desmocollin-1 Antibody [NBP2-62695] - Staining of human skin shows high expression.



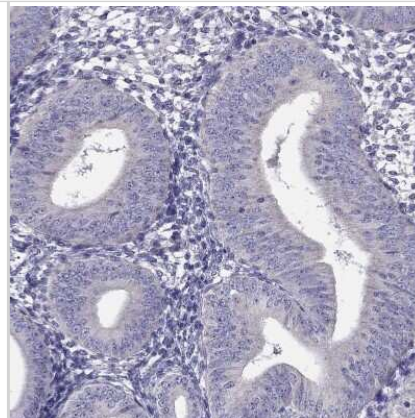
Immunohistochemistry-Paraffin: Desmocollin-1 Antibody [NBP2-62695] - Staining of human hair shows strong membranous and cytoplasmic positivity in internal root sheath.



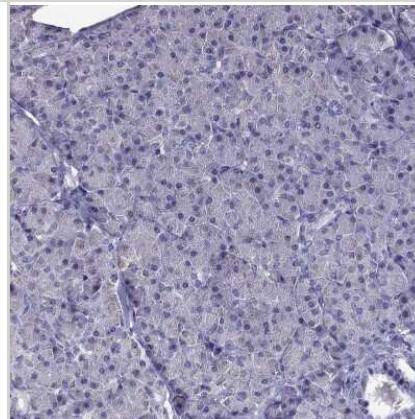
Immunohistochemistry-Paraffin: Desmocollin-1 Antibody [NBP2-62695] - Staining of human pancreas shows low expression as expected.



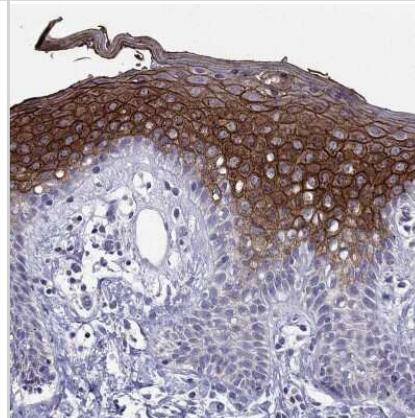
Immunohistochemistry-Paraffin: Desmocollin-1 Antibody [NBP2-62695] - Staining of human Endometrium shows no positivity in glandular cells as expected.



Immunohistochemistry-Paraffin: Desmocollin-1 Antibody [NBP2-62695] - Staining of human Pancreas shows no positivity in exocrine glandular cells as expected.



Immunohistochemistry-Paraffin: Desmocollin-1 Antibody [NBP2-62695] - Staining of human Skin shows strong membranous positivity in squamous epithelial cells.





Novus Biologicals USA

10730 E. Briarwood Avenue
Centennial, CO 80112
USA
Phone: 303.730.1950
Toll Free: 1.888.506.6887
Fax: 303.730.1966
nb-customerservice@bio-techne.com

Bio-Techne Canada

21 Canmotor Ave
Toronto, ON M8Z 4E6
Canada
Phone: 905.827.6400
Toll Free: 855.668.8722
Fax: 905.827.6402
canada.inquires@bio-techne.com

Bio-Techne Ltd

19 Barton Lane
Abingdon Science Park
Abingdon, OX14 3NB, United Kingdom
Phone: (44) (0) 1235 529449
Free Phone: 0800 37 34 15
Fax: (44) (0) 1235 533420
info.EMEA@bio-techne.com

General Contact Information

www.novusbio.com
Technical Support: nb-technical@bio-techne.com
Orders: nb-customerservice@bio-techne.com
General: novus@novusbio.com

Products Related to NBP2-62695

NBP2-62695PEP	Desmocollin-1 Recombinant Protein Antigen
HAF008	Goat anti-Rabbit IgG Secondary Antibody [HRP]
NB7160	Goat anti-Rabbit IgG (H+L) Secondary Antibody [HRP]
NBP2-24891	Rabbit IgG Isotype Control

Limitations

This product is for research use only and is not approved for use in humans or in clinical diagnosis. Primary Antibodies are guaranteed for 1 year from date of receipt.

For more information on our 100% guarantee, please visit www.novusbio.com/guarantee

Earn gift cards/discounts by submitting a review: www.novusbio.com/reviews/submit/NBP2-62695

Earn gift cards/discounts by submitting a publication using this product:
www.novusbio.com/publications

