

Product Datasheet

CD20 Antibody (2H7) - BSA Free NBP2-62206

Unit Size: 0.1 mg

Store at 4C. Do not freeze.

www.novusbio.com



technical@novusbio.com

Protocols, Publications, Related Products, Reviews, Research Tools and Images at:
www.novusbio.com/NBP2-62206

Updated 9/9/2025 v.20.1

Earn rewards for product
reviews and publications.

Submit a publication at www.novusbio.com/publications

Submit a review at www.novusbio.com/reviews/destination/NBP2-62206



NBP2-62206

CD20 Antibody (2H7) - BSA Free

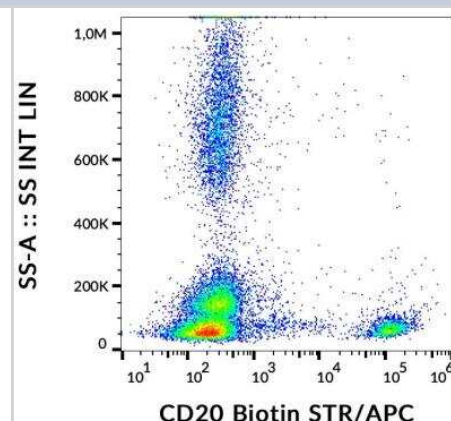
Product Information	
Unit Size	0.1 mg
Concentration	Please see the vial label for concentration. If unlisted please contact technical services.
Storage	Store at 4C. Do not freeze.
Clonality	Monoclonal
Clone	2H7
Preservative	15mM Sodium Azide
Isotype	IgG2b Kappa
Purity	Protein A purified
Buffer	Phosphate buffered saline (PBS), pH 7.4
Target Molecular Weight	37 kDa

Product Description	
Description	Novus Biologicals Mouse CD20 Antibody (2H7) - BSA Free (NBP2-62206) is a monoclonal antibody validated for use in IHC, Flow, ICC/IF and IP. All Novus Biologicals antibodies are covered by our 100% guarantee.
Host	Mouse
Gene ID	931
Gene Symbol	MS4A1
Species	Human, Primate
Specificity/Sensitivity	The antibody MFG-06 reacts with a 40-45 kDa glycoprotein in human milk fat globule membrane preparation.
Immunogen	Human tonsillar B cells

Product Application Details	
Applications	Flow Cytometry, Immunocytochemistry/ Immunofluorescence, Immunohistochemistry, Immunohistochemistry-Frozen, Immunoprecipitation
Recommended Dilutions	Flow Cytometry 1-4 ug/ml, Immunohistochemistry 1:10-1:500, Immunocytochemistry/ Immunofluorescence, Immunoprecipitation 1:10-1:500, Immunohistochemistry-Frozen 1:10-1:500

Images

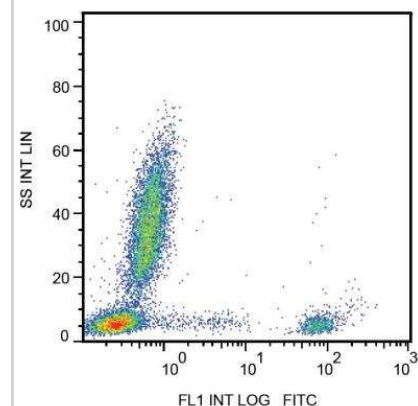
Flow Cytometry: CD20 Antibody (2H7) [NBP2-62206] - Surface staining of human peripheral blood with anti-CD20 (2H7) biotin, streptavidin.



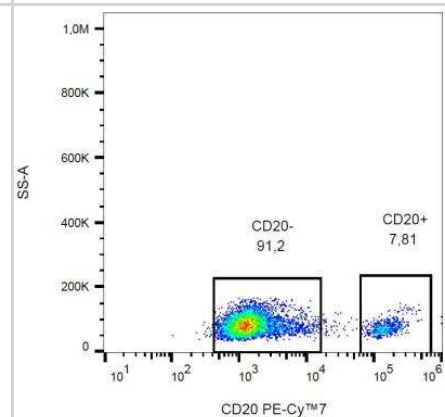
Flow Cytometry: CD20 Antibody (2H7) [NBP2-62206] - Surface staining of human peripheral blood with anti-CD20 (2H7) PE.



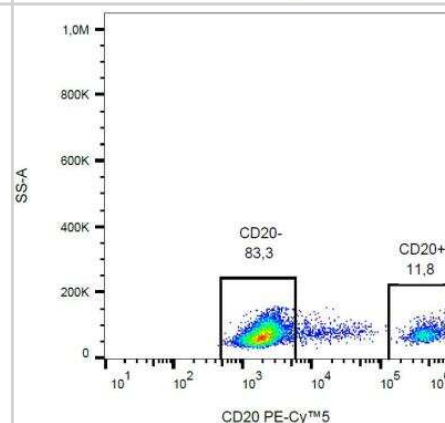
Flow Cytometry: CD20 Antibody (2H7) [NBP2-62206] - Surface staining of human peripheral blood with anti-CD20 (2H7) FITC.



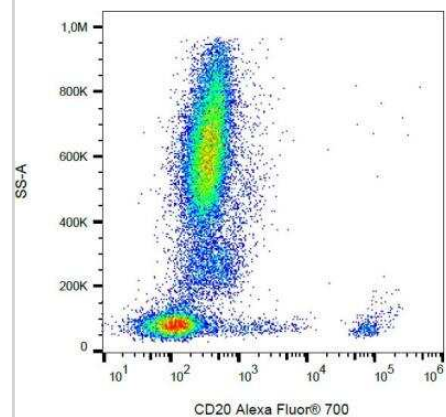
Flow Cytometry: CD20 Antibody (2H7) [NBP2-62206] - Surface staining of human peripheral blood (lymphocyte gate) with anti-CD20 (2H7) PE-CyTM7.



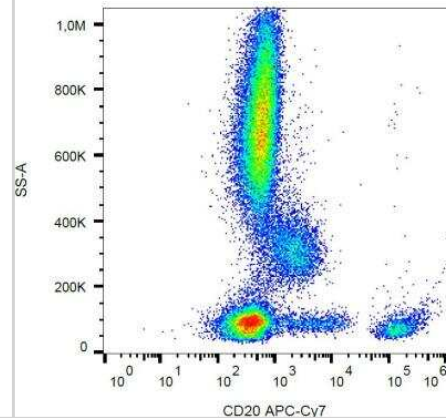
Flow Cytometry: CD20 Antibody (2H7) [NBP2-62206] - Surface staining of human peripheral blood (lymphocyte gate) with anti-CD20 (2H7) PE-CyTM5.



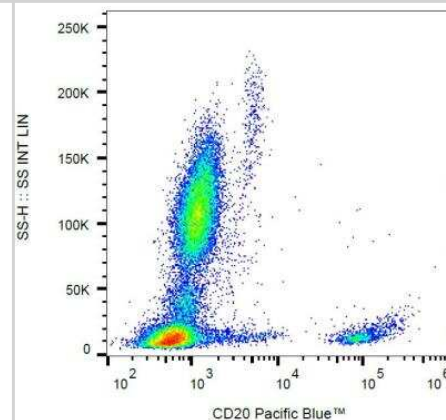
Flow Cytometry: CD20 Antibody (2H7) [NBP2-62206] - Surface staining of human peripheral blood with anti-CD20 (2H7) Alexa Fluor(R) 700.



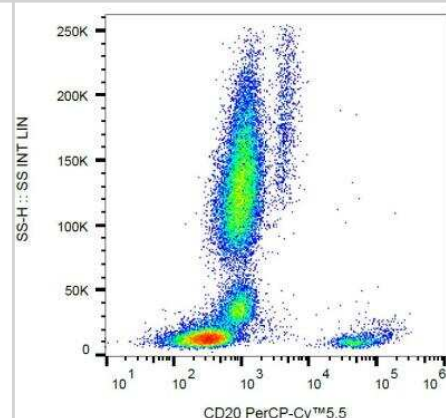
Flow Cytometry: CD20 Antibody (2H7) [NBP2-62206] - Surface staining of human peripheral blood with anti-CD20 (2H7) APC-CyTM7.



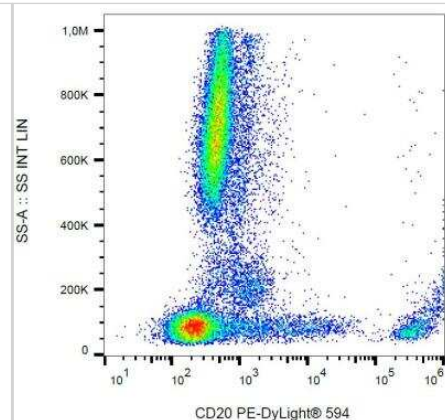
Flow Cytometry: CD20 Antibody (2H7) [NBP2-62206] - Surface staining of human peripheral blood with anti-CD20 (2H7) Pacific Blue™.



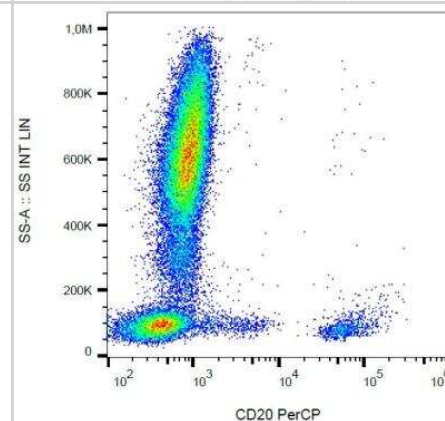
Flow Cytometry: CD20 Antibody (2H7) [NBP2-62206] - Surface staining of human peripheral blood with anti-CD20 (2H7) PerCP-Cy™5.5.



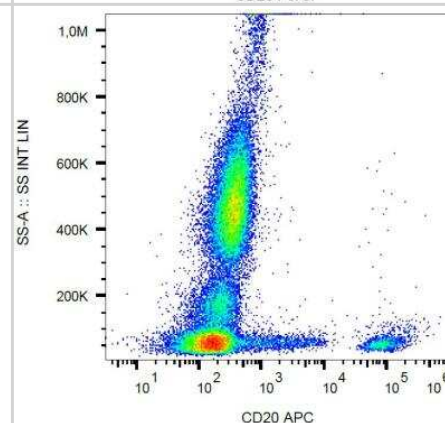
Flow Cytometry: CD20 Antibody (2H7) [NBP2-62206] - Surface staining of human peripheral blood with anti-CD20 (2H7) PE-DyLight(R) 594.



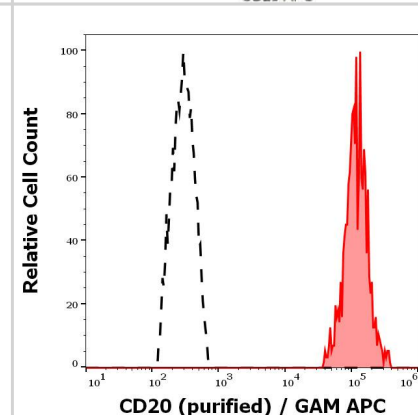
Flow Cytometry: CD20 Antibody (2H7) [NBP2-62206] - Surface staining of human peripheral blood with anti-CD20 (2H7) PerCP.



Flow Cytometry: CD20 Antibody (2H7) [NBP2-62206] - Surface staining of human peripheral blood with anti-CD20 (2H7) APC.



Separation of human CD20 positive lymphocytes (red-filled) from neutrophil granulocytes (black-dashed) in Analysis (surface staining) of peripheral whole blood stained using anti-human CD20 (2H7) purified antibody (concentration in sample 0,6 ug/ml, GAM APC).





Novus Biologicals USA

10730 E. Briarwood Avenue
Centennial, CO 80112
USA
Phone: 303.730.1950
Toll Free: 1.888.506.6887
Fax: 303.730.1966
nb-customerservice@bio-techne.com

Bio-Techne Canada

21 Canmotor Ave
Toronto, ON M8Z 4E6
Canada
Phone: 905.827.6400
Toll Free: 855.668.8722
Fax: 905.827.6402
canada.inquires@bio-techne.com

Bio-Techne Ltd

19 Barton Lane
Abingdon Science Park
Abingdon, OX14 3NB, United Kingdom
Phone: (44) (0) 1235 529449
Free Phone: 0800 37 34 15
Fax: (44) (0) 1235 533420
info.EMEA@bio-techne.com

General Contact Information

www.novusbio.com
Technical Support: nb-technical@bio-techne.com
Orders: nb-customerservice@bio-techne.com
General: novus@novusbio.com

Products Related to NBP2-62206

HAF007	Goat anti-Mouse IgG Secondary Antibody [HRP]
NB7539	Goat anti-Mouse IgG (H+L) Secondary Antibody [HRP]
NBP1-43317-0.5mg	Mouse IgG2b Kappa Light Chain Isotype Control (MG2b)
H00000931-P01-25ug	Recombinant Human CD20 GST (N-Term) Protein

Limitations

This product is for research use only and is not approved for use in humans or in clinical diagnosis. Primary Antibodies are guaranteed for 1 year from date of receipt.

For more information on our 100% guarantee, please visit www.novusbio.com/guarantee

Earn gift cards/discounts by submitting a review: www.novusbio.com/reviews/submit/NBP2-62206

Earn gift cards/discounts by submitting a publication using this product:
www.novusbio.com/publications

