

# Product Datasheet

## AHNAK Antibody (EM-09) - BSA Free NBP2-62204

Unit Size: 0.1 mg

Store at 4C. Do not freeze.

[www.novusbio.com](http://www.novusbio.com)



[technical@novusbio.com](mailto:technical@novusbio.com)

### Publications: 1

Protocols, Publications, Related Products, Reviews, Research Tools and Images at:  
[www.novusbio.com/NBP2-62204](http://www.novusbio.com/NBP2-62204)

Updated 9/9/2025 v.20.1

Earn rewards for product  
reviews and publications.

Submit a publication at [www.novusbio.com/publications](http://www.novusbio.com/publications)

Submit a review at [www.novusbio.com/reviews/destination/NBP2-62204](http://www.novusbio.com/reviews/destination/NBP2-62204)



**NBP2-62204**

AHNAK Antibody (EM-09) - BSA Free

<b>Product Information</b>	
<b>Unit Size</b>	0.1 mg
<b>Concentration</b>	Please see the vial label for concentration. If unlisted please contact technical services.
<b>Storage</b>	Store at 4C. Do not freeze.
<b>Clonality</b>	Monoclonal
<b>Clone</b>	EM-09
<b>Preservative</b>	15mM Sodium Azide
<b>Isotype</b>	IgG1
<b>Purity</b>	Protein A purified
<b>Buffer</b>	Phosphate buffered saline (PBS), pH 7.4
<b>Target Molecular Weight</b>	700 kDa

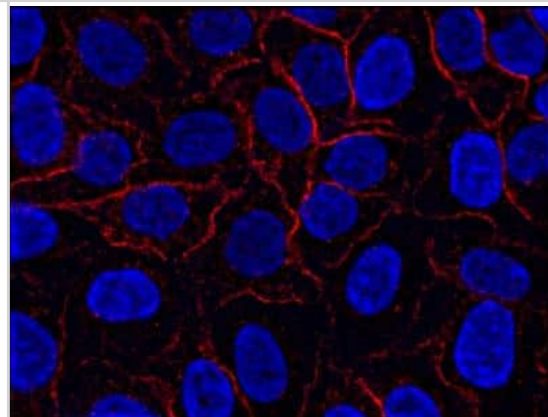
<b>Product Description</b>	
<b>Description</b>	Novus Biologicals Mouse AHNAK Antibody (EM-09) - BSA Free (NBP2-62204) is a monoclonal antibody validated for use in IHC, WB, ICC/IF and IP. Anti-AHNAK Antibody: Cited in 1 publication. All Novus Biologicals antibodies are covered by our 100% guarantee.
<b>Host</b>	Mouse
<b>Gene ID</b>	79026
<b>Gene Symbol</b>	AHNAK
<b>Species</b>	Human, Mouse
<b>Specificity/Sensitivity</b>	The mouse monoclonal antibody EM-09 reacts with AHNAK, a 700 kDa multi-functional adaptor protein expressed mainly in epithelial cell, various types of muscle cells and immune cells.
<b>Immunogen</b>	Bacterially expressed fragment of N-terminal domain of human AHNAK1.

<b>Product Application Details</b>	
<b>Applications</b>	Western Blot, Immunocytochemistry/ Immunofluorescence, Immunohistochemistry, Immunohistochemistry-Frozen, Immunoprecipitation
<b>Recommended Dilutions</b>	Western Blot 1:100-1:2000, Immunohistochemistry 1:10-1:500, Immunocytochemistry/ Immunofluorescence, Immunoprecipitation 1:10-1:500, Immunohistochemistry-Frozen 1:10-1:500

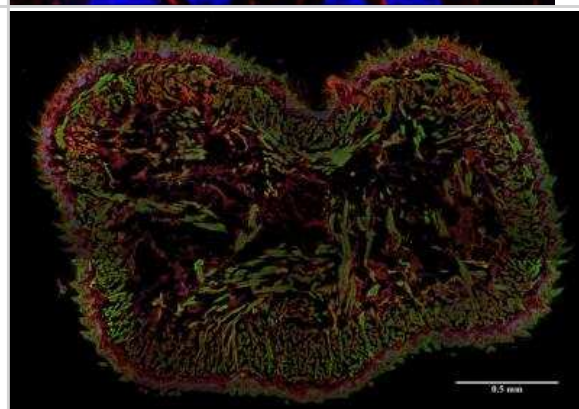


## Images

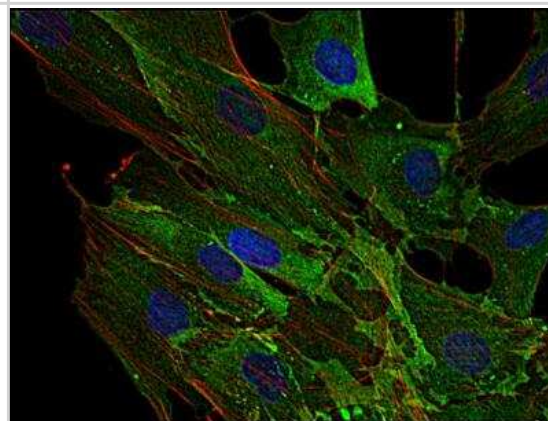
Immunocytochemistry/Immunofluorescence: AHNAK Antibody (EM-09) [NBP2-62204] - Staining of AHNAK1 in HeLa cell line using anti-AHNAK1 (EM-09; red). Cell nuclei stained with DAPI (blue).



Immunohistochemistry-Frozen: AHNAK Antibody (EM-09) [NBP2-62204] - Staining (frozen sections) of murine tongue by anti-AHNAK1 antibody (EM-09; red). Actin filaments were decorated by phalloidin (green), cell nuclei stained with DAPI (blue).



Immunocytochemistry/Immunofluorescence: AHNAK Antibody (EM-09) [NBP2-62204] - Staining of AHNAK1 in human primary fibroblasts using anti-AHNAK1 (EM-09; green). Actin filaments were decorated by phalloidin (red) and cell nuclei stained with DAPI (blue).



## Publications

He Y, Fang Y, Zhai B et al. Gm40600 promotes CD4+ T cell responses by interacting with Ahnak Immunology 2021-05-13 [PMID: 33987830]



### **Novus Biologicals USA**

10730 E. Briarwood Avenue  
Centennial, CO 80112  
USA  
Phone: 303.730.1950  
Toll Free: 1.888.506.6887  
Fax: 303.730.1966  
nb-customerservice@bio-techne.com

### **Bio-Techne Canada**

21 Canmotor Ave  
Toronto, ON M8Z 4E6  
Canada  
Phone: 905.827.6400  
Toll Free: 855.668.8722  
Fax: 905.827.6402  
canada.inquires@bio-techne.com

### **Bio-Techne Ltd**

19 Barton Lane  
Abingdon Science Park  
Abingdon, OX14 3NB, United Kingdom  
Phone: (44) (0) 1235 529449  
Free Phone: 0800 37 34 15  
Fax: (44) (0) 1235 533420  
info.EMEA@bio-techne.com

### **General Contact Information**

www.novusbio.com  
Technical Support: nb-technical@bio-techne.com  
Orders: nb-customerservice@bio-techne.com  
General: novus@novusbio.com

### **Products Related to NBP2-62204**

---

NBP2-33376H	Blue Marker Antibody (6F4-F6) [HRP]
HAF007	Goat anti-Mouse IgG Secondary Antibody [HRP]
NB7539	Goat anti-Mouse IgG (H+L) Secondary Antibody [HRP]
NBP1-97005-0.5mg	Mouse IgG1 Isotype Control (MG1)

---

### **Limitations**

This product is for research use only and is not approved for use in humans or in clinical diagnosis. Primary Antibodies are guaranteed for 1 year from date of receipt.

For more information on our 100% guarantee, please visit [www.novusbio.com/guarantee](http://www.novusbio.com/guarantee)

Earn gift cards/discounts by submitting a review: [www.novusbio.com/reviews/submit/NBP2-62204](http://www.novusbio.com/reviews/submit/NBP2-62204)

Earn gift cards/discounts by submitting a publication using this product:  
[www.novusbio.com/publications](http://www.novusbio.com/publications)

